

APC128Ra01 10µg

Active Gremlin 1 (GREM1)

Organism Species: *Rattus norvegicus* (Rat)

Instruction manual

FOR RESEARCH USE ONLY

NOT FOR USE IN CLINICAL DIAGNOSTIC PROCEDURES

13th Edition (Revised in Aug, 2023)

[**PROPERTIES**]

Source: Prokaryotic expression

Host: *E.coli*

Residues: Lys25~Asp184

Tags: N-terminal His Tag

Purity: > 95%

Buffer formulation: 100mMNaHCO₃, 500mMNaCl, pH8.3, containing 0.01% SKL, 5% Trehalose, 1mM DTT.

Applications: Cell culture; Activity Assays.

(May be suitable for use in other assays to be determined by the end user.)

Predicted isoelectric point: 9.6

Predicted Molecular Mass: 22.0kDa

Accurate Molecular Mass: 22kDa as determined by SDS-PAGE reducing conditions.

[**USAGE**]

Reconstitute in ddH₂O to a concentration of 0.1-1.0 mg/mL. Do not vortex.

[**STORAGE AND STABILITY**]

Storage: Avoid repeated freeze/thaw cycles.

Store at 2-8°C for one month.

Aliquot and store at -80°C for 12 months.

Stability Test: The thermal stability is described by the loss rate. The loss rate was determined by accelerated thermal degradation test, that is, incubate the protein at 37°C for 48h, and no obvious degradation and precipitation were observed. The loss rate is less than 5% within the expiration date under appropriate storage condition.

[**SEQUENCE**]

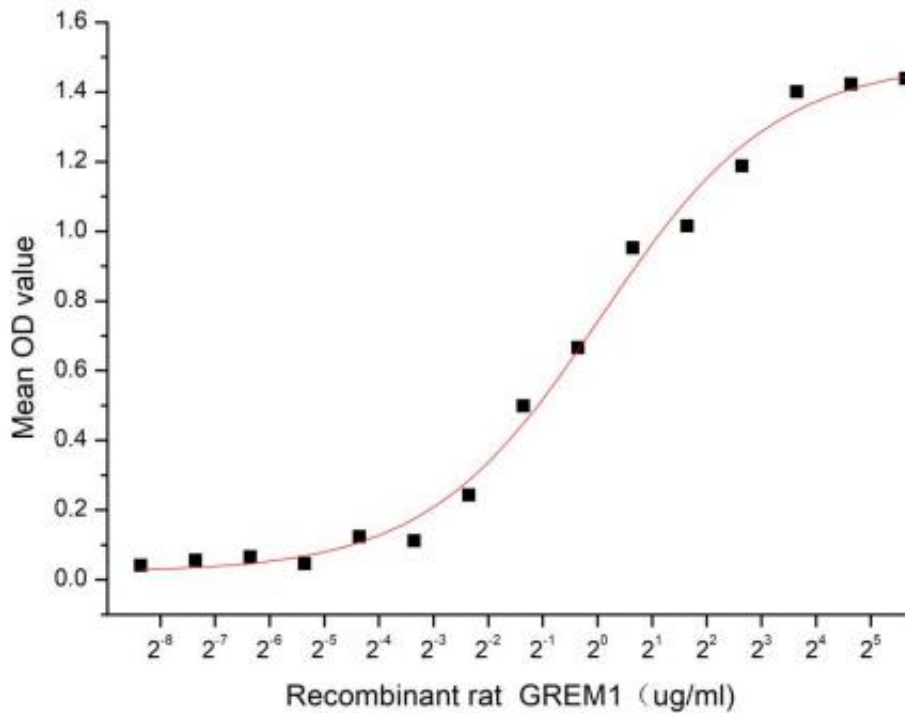


Figure 3. The binding activity of recombinant rat GREM1 and recombinant human BMP2

[IDENTIFICATION]

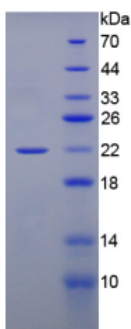


Figure. SDS-PAGE




Figure. Western Blot

[IMPORTANT NOTE]

The kit is designed for research use only, we will not be responsible for any issue if the kit was used in clinical diagnostic or any other procedures.