

APP549Mu01 200µg

Active Wingless Type MMTV Integration Site Family, Member 5A (WNT5A)

Organism Species: *Mus musculus* (Mouse)

Instruction manual

FOR RESEARCH USE ONLY

NOT FOR USE IN CLINICAL DIAGNOSTIC PROCEDURES

13th Edition (Revised in Aug, 2023)

[PROPERTIES]

Source: Prokaryotic expression

Host: E. coli

Residues: Ile62~Lys380

Tags: N-terminal His Tag

Purity: > 95%

Buffer formulation: PBS, pH7.4, containing 0.01% SKL, 5% Trehalose .

Applications: Cell culture; Activity Assays.

(May be suitable for use in other assays to be determined by the end user.)

Predicted isoelectric point: 8.8

Predicted Molecular Mass: 39.5kDa

Accurate Molecular Mass: 40kDa as determined by SDS-PAGE reducing conditions.

[USAGE]

Reconstitute in ddH₂O to a concentration of 0.1-0.2 mg/mL. Do not vortex.

[STORAGE AND STABILITY]

Storage: Avoid repeated freeze/thaw cycles.

Store at 2-8°C for one month.

Aliquot and store at -80°C for 12 months.

Stability Test: The thermal stability is described by the loss rate. The loss rate was determined by accelerated thermal degradation test, that is, incubate the protein at 37°C for 48h, and no obvious degradation and precipitation were observed. The loss rate is less than 5% within the expiration date under appropriate storage condition.

[SEQUENCE]

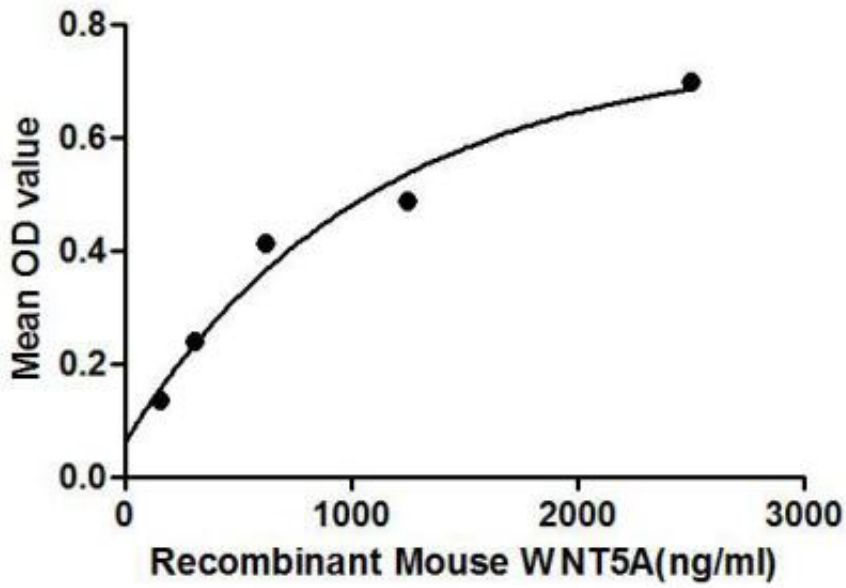


Figure 1. The binding activity of WNT5A with WIF1.

[IDENTIFICATION]

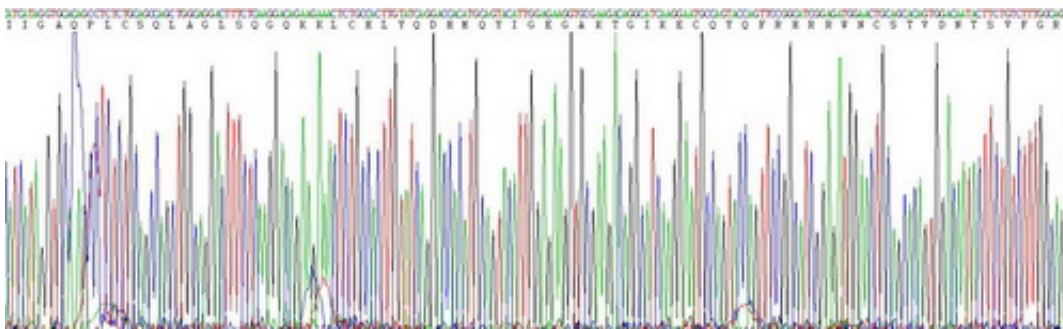


Figure. SDS-PAGE

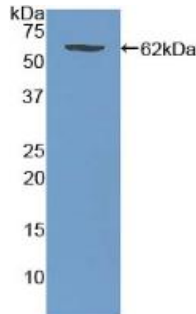


Figure. Western Blot; Sample: Recombinant WNT5A, Mouse.

[IMPORTANT NOTE]

The kit is designed for research use only, we will not be responsible for any issue if the kit was used in clinical diagnostic or any other procedures.