

CPD717Ge11 100µg
BSA Conjugated Homovanillic Acid (HVA)
Instruction manual

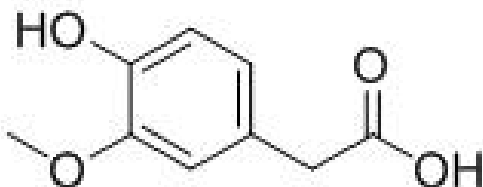
FOR IN VITRO USE AND RESEARCH USE ONLY
NOT FOR USE IN CLINICAL DIAGNOSTIC PROCEDURES

11th Edition (Revised in May, 2016)

[PROPERTIES]

Source: Protein Conjugation

Original Structure:



Original Chemical Formula: C₉H₁₀O₄

Original Mol. Mass: 182.2Da

Purity: >90%

Traits: Freeze-dried powder.

Buffer Formulation: PBS, pH7.4.

Applications: Immunogen; Coating Antigen; ELISA; SDS-PAGE.

[USAGE]

Reconstitute in PBS (pH7.4) to a concentration of 0.1-1.0 mg/mL. Do not vortex.

[STORAGE AND STABILITY]

Storage: Avoid repeated freeze/thaw cycles.

Store at 2-8°C for one month.

Aliquot and store at -80°C for 12 months.

Stability Test: The thermal stability is described by the loss rate. The loss rate was determined by accelerated thermal degradation test, that is, incubate the protein at 37°C for 48h, and no obvious degradation and precipitation were observed. The loss rate is less than 5% within the expiration date under appropriate storage condition.

[IDENTIFICATION]




Figure 1. SDS-PAGE

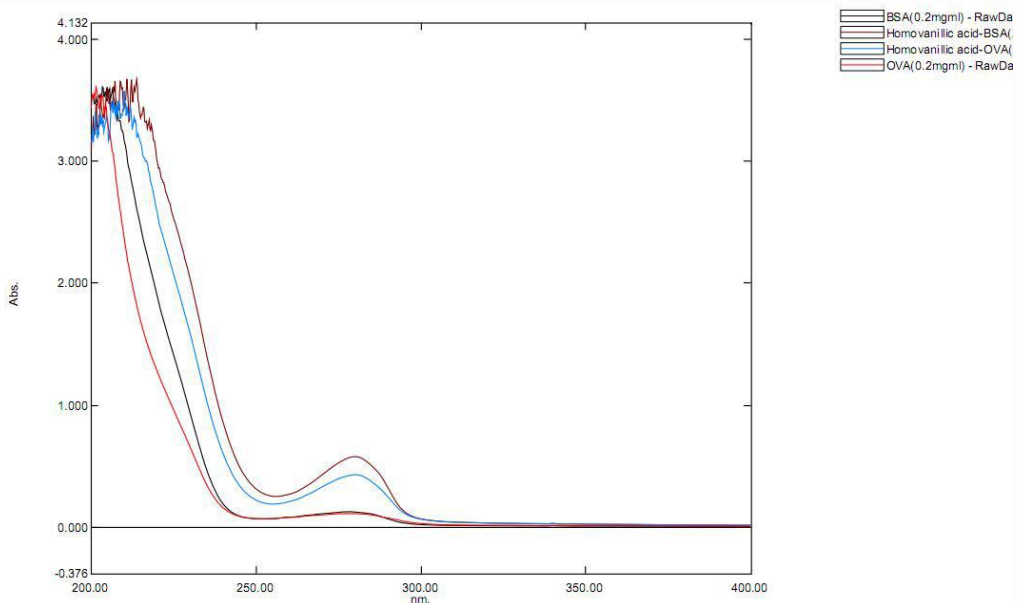


Figure 2. UV-spectrum