



**CPK911Ge11 100µg  
BSA Conjugated Vanillin (Van)  
*Instruction manual***

FOR RESEARCH USE ONLY  
NOT FOR USE IN CLINICAL DIAGNOSTIC PROCEDURES

---

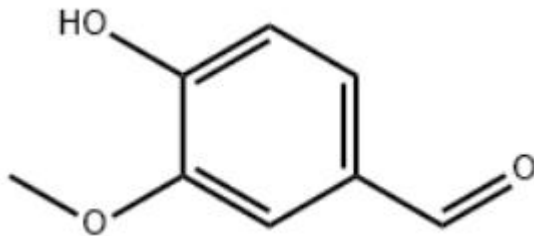
---

13th Edition (Revised in Aug, 2023)

## [ PROPERTIES ]

**Source:** Protein Conjugation

**Original Structure:**



**Original Chemical Formula:** C<sub>8</sub>H<sub>8</sub>O<sub>3</sub>

**Original Mol. Mass:** 152.15Da

**Purity:** >90%

**Traits:** Freeze-dried powder.

**Buffer Formulation:** 10mM PBS, pH7.4.

**Applications:** Immunogen; SDS-PAGE.

## [ USAGE ]

Reconstitute in 10mM PBS (pH7.4) to a concentration of 0.1-1.0 mg/mL. Do not vortex.

## [ STORAGE AND STABILITY ]

**Storage:** Avoid repeated freeze/thaw cycles.

Store at 2-8°C for one month.

Aliquot and store at -80°C for 12 months.

**Stability Test:** The thermal stability is described by the loss rate. The loss rate was determined by accelerated thermal degradation test, that is, incubate the protein at 37°C for 48h, and no obvious degradation and precipitation were observed. The loss rate is less than 5% within the expiration date under appropriate storage condition.

[ IDENTIFICATION ]




Figure 1. SDS-PAGE

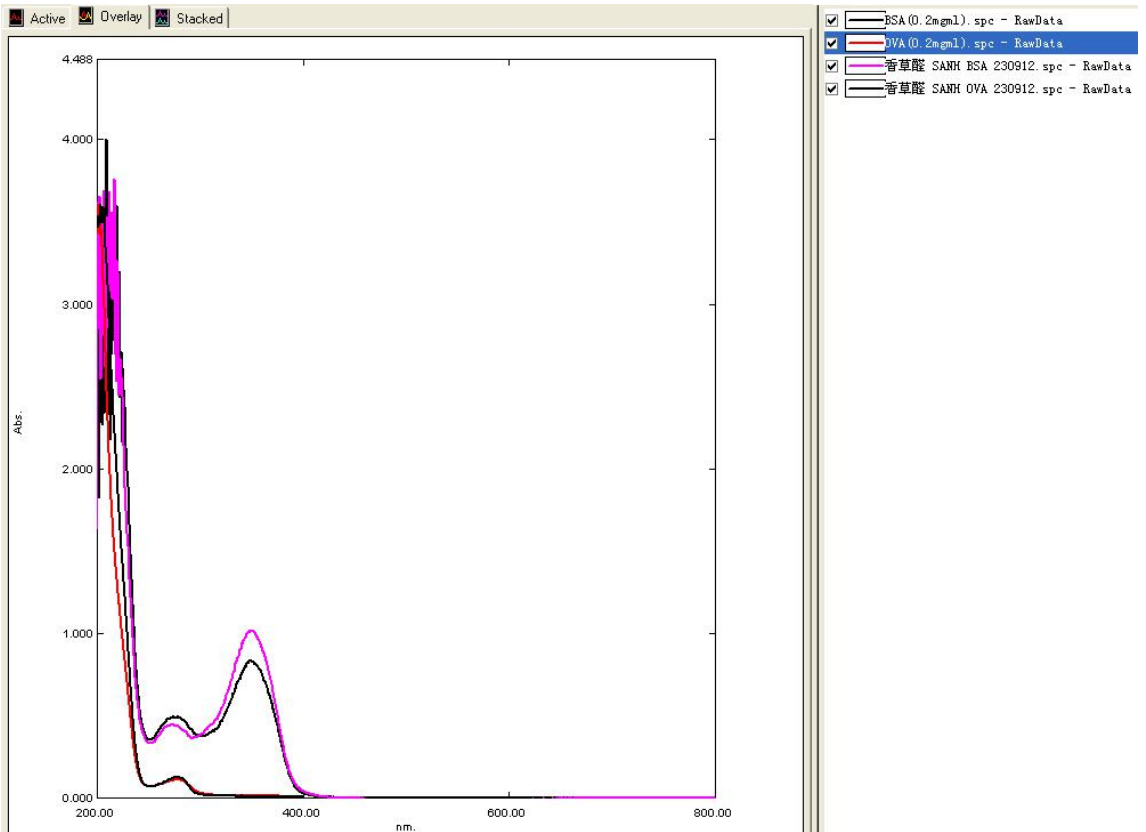


Figure 2. UV-spectrum

**[ IMPORTANT NOTE ]**

The kit is designed for research use only, we will not be responsible for any issue if the kit was used in clinical diagnostic or any other procedures.