

pA90141Mu81

FITC-Linked Antibody to Plasminogen Activator, Urokinase Receptor (uPAR)

Organism: Mus musculus (Mouse)

Instruction manual

FOR IN VITRO USE AND RESEARCH USE ONLY

NOT FOR USE IN CLINICAL DIAGNOSTIC PROCEDURES

7th Edition (Revised in May, 2013)

[PRODUCT INFORMATION]

Immunogen: uPAR, Mouse

Conjugation: FITC

Clonality: Polyclonal

Host: Rabbit


Immunoglobulin Type: IgG

Purification: Affinity Chromatography.

Applications: WB, ICC, IHC-P, IHC-F, ELISA

Concentration: 200µg/mL

UOM: 100µg



Sample: Recombinant uPAR, Mouse




[IMMUNOGEN INFORMATION]

Immunogen: Recombinant uPAR (Thr15~Asn211) expressed in *E. coli*.

USCN Accession No.: rP90141Mu01

Sequence: The target protein is fused with two N-terminal Tags, His-tag and GST-tag and its sequence is listed below.

MSPILGYWKI KGLVQPTRL L LEYLEEKYEE HLYERDEGDK WRNKKFELGL EFPNLPYYID
GDVKLTQSMA IIRYIADKHN MLGGCPKERA EISMLEGAVL DIRYGVSR IA YSKDFETLKV
DFLSKLP EML KMFEDRLCHK TYLNGDHVTH PDFMLYDALD VVLYMDPMCL DAFPKLVCFK
KRIEAIQID KYLKSSKYIA WPLQG WQATF GGGDHPKSD GSTSGSGHHH HHSAGLVPR
GSTAIGMKET AAAKFERQHM DSPDLGTLEV LFQGPLGSEF- TTCVPA SQGLQCMQCE
SNQSCLVEEC ALGQDLCRTT VLREWQDDRE LEVVTRGCAH SEKTNRTMSY RMGSMIISLT

Unique product Superb quality Client favorite Nicest service  ISO9001:2008 ;  ISO13485:2003 ; 

ETVCATNLCN RPRPGARGRA FPQGRYLECA SCTSLDQSCE RGREQSLQCR YPTEHCIEVV
TLQSTERSLK DEDYTRGCGS LPGCPGTAGF HSNQTFHFLK CCNYTHCNGG PVLDLQSFPP
N

[ANTIBODY SPECIFICITY]

The antibody is a rabbit polyclonal antibody raised against uPAR. It has been selected for its ability to recognize uPAR in immunohistochemical staining and western blotting.

[APPLICATIONS]

Western blotting: 1:100-400

Immunocytochemistry in formalin fixed cells: 1:100-500

Immunohistochemistry in formalin fixed frozen section: 1:100-500

Immunohistochemistry in paraffin section: 1:50-200

Enzyme-linked Immunosorbent Assay: 1:100-200

Optimal working dilutions must be determined by end user.

[CONTENTS]

Form & Buffer: Supplied as solution form in PBS, pH7.4, containing 0.02% NaN₃, 50% glycerol.

[QUALITY CONTROL]

Content: The quality control contains recombinant uPAR (Thr15~Asn211) disposed in loading buffer.

Usage: 10uL per well when 3,3'-Diaminobenzidine(DAB) as the substrate.
5uL per well when used in enhanced chemiluminescent (ECL).

Note: The quality control is specifically manufactured as the positive control. Not used for other purposes.

Loading Buffer: 100mM Tris(pH8.8), 2% SDS, 200mM NaCl, 50% glycerol, BPB 0.01%, NaN₃ 0.02%.

[STORAGE]

Store at 4°C for frequent use. Stored at -20°C to -80°C in a manual defrost freezer for one year without detectable loss of activity. Avoid repeated freeze-thaw cycles.

Unique product Superb quality Client favorite Nicest service  ISO9001:2008;  ISO13485:2003; 