

MAA711Hu21

Monoclonal Antibody to Heparanase (HPSE)

Organism Species: *Homo sapiens* (Human)

Instruction manual

FOR RESEARCH USE ONLY

NOT FOR USE IN CLINICAL DIAGNOSTIC PROCEDURES

13th Edition (Revised in Aug, 2023)

[PROPERTIES]

Source: Monoclonal antibody preparation

Host: Mouse

Antibody isotype: IgG2a Lambda

Purification: Protein A + Protein G affinity chromatography

Clone number: C1

Traits: Liquid

Concentration: 1mg/ml

UOM: 100µl

Cross Reactivity: N/A

Applications: WB,ICC/IF

[IMMUNOGEN]

Immunogen: Recombinant HPSE (Pro400~Ile543) expressed in *E.coli*

Accession No.: RPA711Hu01

[APPLICATIONS]

Western blotting: 0.01-2µg/mL;

Immunofluorescence:5-40µg/mL;

Optimal working dilutions must be determined by end user.

[FORMULATION]

Form & Buffer: Supplied as solution form in 0.01M PBS, pH7.4, containing 0.05% Proclin-300, 50% glycerol.

[STORAGE AND STABILITY]

Storage: Avoid repeated freeze/thaw cycles.

Store at 4°C for frequent use.

Aliquot and store at -20°C for 24 months.

Stability Test: The thermal stability is described by the loss rate. The loss rate was determined by accelerated thermal degradation test, that is, incubate the protein at 37°C for 48h, and no

obvious degradation and precipitation were observed. The loss rate is less than 5% within the expiration date under appropriate storage condition.

[IDENTIFICATION]

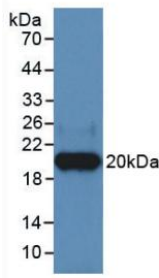
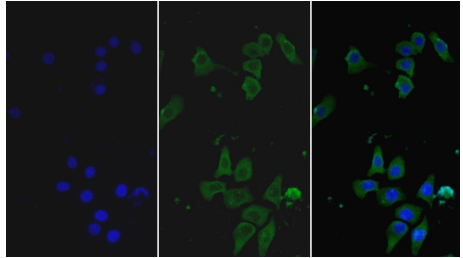
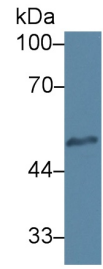


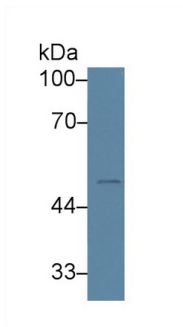
Figure. Western Blot; Sample: Recombinant HPA, Human.



FITC staining on IF; Sample: Human HeLa cell; Primary Ab: 40µg/ml Mouse Anti-Human HPSE Antibody Second Ab: 1.3µg/ml FITC-Linked Caprine Anti-Mouse IgG Polyclonal Antibody (Catalog: SAA544Mu18)



Western Blot; Sample: Human Jurkat cell lysate; Primary Ab: 2µg/ml Mouse Anti-Human HPA Antibody Second Ab: 0.2µg/mL HRP-Linked Caprine Anti-Mouse IgG Polyclonal Antibody (Catalog: SAA544Mu19)



Western Blot; Sample: Human HepG2 cell lysate; Primary Ab: 2µg/ml Mouse Anti-Human HPA Antibody Second Ab: 0.2µg/mL HRP-Linked Caprine Anti-Mouse IgG Polyclonal Antibody (Catalog: SAA544Mu19)

[IMPORTANT NOTE]

The kit is designed for research use only, we will not be responsible for any issue if the kit was used in clinical diagnostic or any other procedures.