

**MAA077Ra22**

**Monoclonal Antibody to Interleukin 4 (IL4)**

**Organism Species: *Rattus norvegicus* (Rat)**

***Instruction manual***

FOR RESEARCH USE ONLY

NOT FOR USE IN CLINICAL DIAGNOSTIC PROCEDURES

---

13th Edition (Revised in Aug, 2023)

**[ PROPERTIES ]**

**Source:** Monoclonal antibody preparation

**Host:** Mouse

**Antibody isotype:** IgG2b Kappa

**Purification:** Protein A + Protein G affinity chromatography

**Clone number:** C10

**Traits:** Liquid

**Concentration:** 1mg/mL

**UOM:** 100µL

**Cross Reactivity:** N/A

**Applications:** WB; IHC; ICC; IP.

**[ IMMUNOGEN ]**

**Immunogen:** Recombinant IL4 (Asn61~Leu111) expressed in *E.coli*

**Accession No.:** RPA077Ra01

**[ APPLICATIONS ]**

Western blotting: 0.01-2µg/mL;

Immunohistochemistry: 5-30µg/mL;

Immunocytochemistry: 5-30µg/mL;

Optimal working dilutions must be determined by end user.

**[ FORMULATION ]**

**Form & Buffer:** Supplied as solution form in PBS, pH7.4, containing 0.02% NaN<sub>3</sub>, 50% glycerol.

**[ STORAGE AND STABILITY ]**

**Storage:** Avoid repeated freeze/thaw cycles.

Store at 4°C for frequent use.

Aliquot and store at -20°C for 24 months.

**Stability Test:** The thermal stability is described by the loss rate. The loss rate was determined

by accelerated thermal degradation test, that is, incubate the protein at 37°C for 48h, and no obvious degradation and precipitation were observed. The loss rate is less than 5% within the expiration date under appropriate storage condition.

**[ IDENTIFICATION ]**


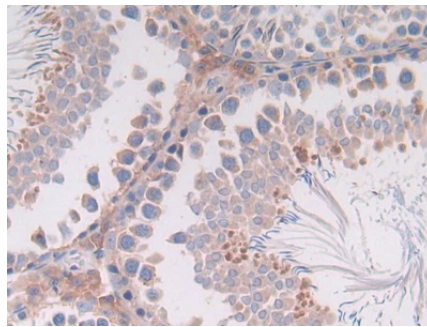
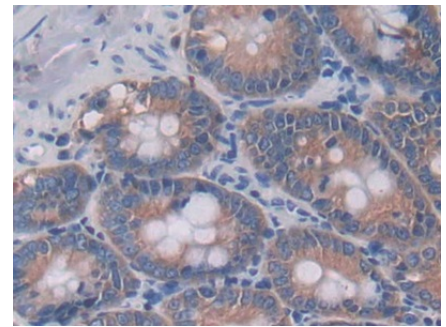


Figure. Western Blot; Sample: Recombinant IL4, Rat.



DAB staining on IHC-P; Samples: Rat Testis Tissue; Primary Ab: 30µg/ml Mouse Anti-Rat IL4 Antibody Second Ab: 2µg/mL HRP-Linked Caprine Anti-Mouse IgG Polyclonal Antibody (Catalog: SAA544Mu19)



DAB staining on IHC-P; Samples: Rat Intestine Tissue; Primary Ab: 30µg/ml Mouse Anti-Rat IL4 Antibody Second Ab: 2µg/mL HRP-Linked Caprine Anti-Mouse IgG Polyclonal Antibody (Catalog: SAA544Mu19)

**[ IMPORTANT NOTE ]**

The kit is designed for research use only, we will not be responsible for any issue if the kit was used in clinical diagnostic or any other procedures.