

MAA095Hu25

Monoclonal Antibody to Macrophage Inflammatory Protein 3 Alpha (MIP3a)

Organism Species: *Homo sapiens* (Human)

Instruction manual

FOR RESEARCH USE ONLY

NOT FOR USE IN CLINICAL DIAGNOSTIC PROCEDURES

12th Edition (Revised in Aug, 2016)

[PROPERTIES]

Source: Monoclonal antibody preparation

Host: Mouse

Antibody isotype: IgG1 Kappa

Purification: Protein A + Protein G affinity chromatography

Clone number: A8

Traits: Liquid

Concentration: 1mg/ml

UOM: 200µl

Cross Reactivity: N/A

Applications: WB; IHC; ICC; IP.

[IMMUNOGEN]

Immunogen: Recombinant MIP3a (Ala27~Met96) expressed in *E.coli*

Accession No.: RPA095Hu01

[APPLICATIONS]

Western blotting: 0.5-2µg/mL;

Immunohistochemistry: 5-20µg/mL;

Immunocytochemistry: 5-20µg/mL;

Optimal working dilutions must be determined by end user.

[FORMULATION]

Form & Buffer: Supplied as solution form in 0.01M PBS, pH7.4, containing 0.05% Proclin-300, 50% glycerol.

[STORAGE AND STABILITY]

Storage: Avoid repeated freeze/thaw cycles.

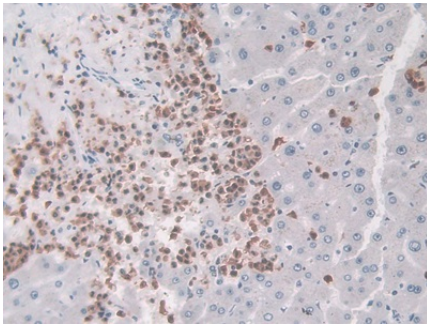
Store at 4°C for frequent use.

Aliquot and store at -20°C for 24 months.

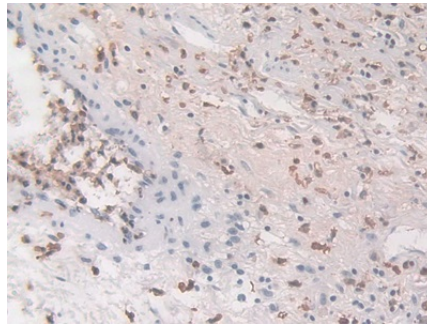
Stability Test: The thermal stability is described by the loss rate. The loss rate was determined

by accelerated thermal degradation test, that is, incubate the protein at 37°C for 48h, and no obvious degradation and precipitation were observed. The loss rate is less than 5% within the expiration date under appropriate storage condition.

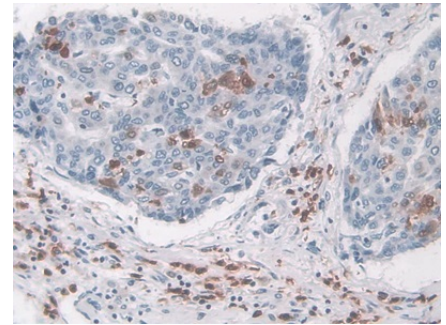
[IDENTIFICATION]



DAB staining on IHC-P; Sample: Human Liver Tissue; Primary Ab: 30µg/ml Mouse Anti-Human MIP3a Antibody Second Ab: 2µg/mL HRP-Linked Caprine Anti-Mouse IgG Polyclonal Antibody (Catalog: SAA544Mu19)



DAB staining on IHC-P; Sample: Human Appendix Tissue; Primary Ab: 30µg/ml Mouse Anti-Human MIP3a Antibody Second Ab: 2µg/mL HRP-Linked Caprine Anti-Mouse IgG Polyclonal Antibody (Catalog: SAA544Mu19)



DAB staining on IHC-P; Sample: Human Liver cancer Tissue; Primary Ab: 30µg/ml Mouse Anti-Human MIP3a Antibody Second Ab: 2µg/mL HRP-Linked Caprine Anti-Mouse IgG Polyclonal Antibody (Catalog: SAA544Mu19)

[IMPORTANT NOTE]

The kit is designed for research use only, we will not be responsible for any issue if the kit was used in clinical diagnostic or any other procedures.