

MAC629Hu22

Monoclonal Antibody to Methionine Sulfoxide Reductase A (MSRA)

Organism Species: *Homo sapiens* (Human)

Instruction manual

FOR RESEARCH USE ONLY

NOT FOR USE IN CLINICAL DIAGNOSTIC PROCEDURES

13th Edition (Revised in Aug, 2023)

[PROPERTIES]

Source: Monoclonal antibody preparation

Host: Mouse

Antibody isotype: IgG1 Kappa

Purification: Protein A + Protein G affinity chromatography

Clone number: C6

Traits: Liquid

Concentration: 1mg/ml

UOM: 100µl

Cross Reactivity: Rat;Porcine

Applications: WB; IHC

[IMMUNOGEN]

Immunogen: Recombinant MSRA (Ala27~Lys235) expressed in *E.coli*

Accession No.: RPC629Hu01

[APPLICATIONS]

Western blotting: 0.01-2µg/mL;

Immunohistochemistry: 5-20µg/mL;

Optimal working dilutions must be determined by end user.

[FORMULATION]

Form & Buffer: Supplied as solution form in 0.01M PBS, pH7.4, containing 0.05% Proclin-300, 50% glycerol.

[STORAGE AND STABILITY]

Storage: Avoid repeated freeze/thaw cycles.

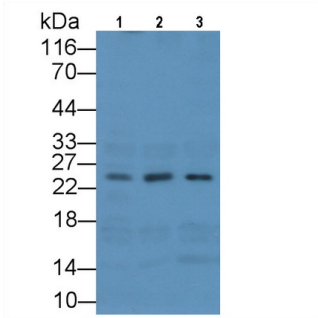
Store at 4°C for frequent use.

Aliquot and store at -20°C for 24 months.

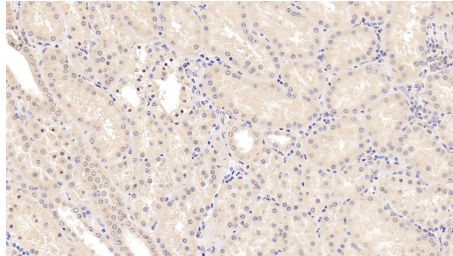
Stability Test: The thermal stability is described by the loss rate. The loss rate was determined by accelerated thermal degradation test, that is, incubate the protein at 37°C for 48h, and no

obvious degradation and precipitation were observed. The loss rate is less than 5% within the expiration date under appropriate storage condition.

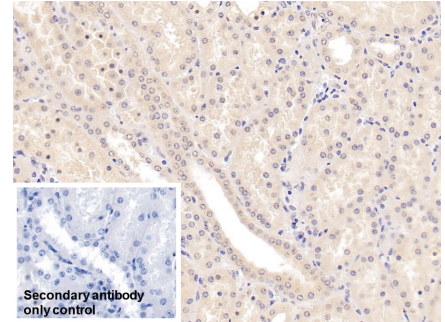
[IDENTIFICATION]



Western Blot; Sample: Lane1: Rat Liver lysate; Lane2: Rat Kidney lysate; Lane3: Porcine Kidney lysate Primary Ab: 3µg/ml Mouse Anti-Human MSRA Antibody Second Ab: 0.2µg/ml HRP-Linked Caprine Anti-Mouse IgG Polyclonal Antibody (Catalog: SAA544Mu19)



DAB staining on IHC-P; Sample: Human Kidney Tissue; Primary Ab: 20µg/ml Mouse Anti-Human MSRA Antibody Second Ab: 2µg/ml HRP-Linked Caprine Anti-Mouse IgG Polyclonal Antibody (Catalog: SAA544Mu19)



DAB staining on IHC-P; Sample: Human Kidney Tissue Primary Ab: 20µg/ml Mouse Anti-Human MSRA Antibody Control: Used PBS instead of primary antibody Second Ab: 2µg/ml HRP-Linked Caprine Anti-Mouse IgG Polyclonal Antibody (Catalog: SAA544Mu19)

[IMPORTANT NOTE]

The kit is designed for research use only, we will not be responsible for any issue if the kit was used in clinical diagnostic or any other procedures.