

MAB780Hu21

Monoclonal Antibody to Orosomuroid 2 (ORM2)

Organism Species: *Homo sapiens (Human)*

Instruction manual

FOR RESEARCH USE ONLY

NOT FOR USE IN CLINICAL DIAGNOSTIC PROCEDURES

13th Edition (Revised in Aug, 2023)

[PROPERTIES]

Source: Monoclonal antibody preparation

Host: Mouse

Antibody isotype: IgG2a Kappa

Purification: Protein A + Protein G affinity chromatography

Clone number: D1

Traits: Liquid

Concentration: 1mg/mL

UOM: 100µL

Cross Reactivity: Rat;Porcine

Applications: WB; IHC; ICC; IP.

[IMMUNOGEN]

Immunogen: Recombinant ORM2 (Gln19~Ser201) expressed in *E.coli*

Accession No.: RPB780Hu01

[APPLICATIONS]

Western blotting: 0.01-3µg/mL;

Immunohistochemistry: 5-20µg/mL;

Immunocytochemistry: 5-20µg/mL;

Optimal working dilutions must be determined by end user.

[FORMULATION]

Form & Buffer: Supplied as solution form in PBS, pH7.4, containing 0.02% NaN₃, 50% glycerol.

[STORAGE AND STABILITY]

Storage: Avoid repeated freeze/thaw cycles.

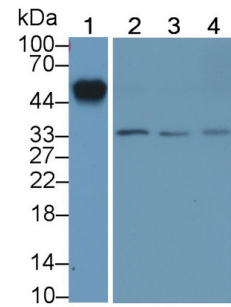
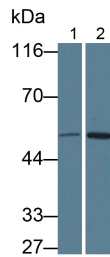
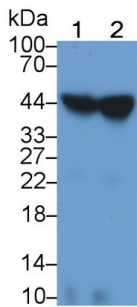
Store at 4°C for frequent use.

Aliquot and store at -20°C for 24 months.

Stability Test: The thermal stability is described by the loss rate. The loss rate was determined

by accelerated thermal degradation test, that is, incubate the protein at 37°C for 48h, and no obvious degradation and precipitation were observed. The loss rate is less than 5% within the expiration date under appropriate storage condition.

[IDENTIFICATION]



Western Blot; Samples: Lane1: Human Serum; Lane2: Human Serum; Primary Ab: 2?g/ml Mouse Anti-Human ORM2 Antibody Second Ab: 0.2?g/ml HRP-Linked Caprine Anti-Mouse IgG Polyclonal Antibody (Catalog: SAA544Mu19)

Western Blot; Samples: Lane1: Rat Pancreas lysate; Lane2: Rat Bladder lysate; Primary Ab: 3µg/ml Mouse Anti-Human ORM2 Antibody Second Ab: 0.2?g/ml HRP-Linked Caprine Anti-Mouse IgG Polyclonal Antibody (Catalog: SAA544Mu19)

Western Blot; Samples: Lane1: Human Lung lysate; Lane2: Porcine Pancreas lysate; Lane3: Porcine Colon lysate; Lane4: Porcine Small intestine lysate; Primary Ab: 2?g/ml Mouse Anti-Human ORM2 Antibody Second Ab: 0.2?g/ml HRP-Linked Caprine Anti-Mouse IgG Polyclonal Antibody (Catalog: SAA544Mu19)

[IMPORTANT NOTE]

The kit is designed for research use only, we will not be responsible for any issue if the kit was used in clinical diagnostic or any other procedures.