

MAA573Hu21

Monoclonal Antibody to Procollagen III N-Terminal Propeptide (PIIINP)

Organism Species: *Homo sapiens (Human)*

Instruction manual

FOR RESEARCH USE ONLY

NOT FOR USE IN CLINICAL DIAGNOSTIC PROCEDURES

13th Edition (Revised in Aug, 2023)

[PROPERTIES]

Source: Monoclonal antibody preparation

Host: Mouse

Antibody isotype: IgG1 Kappa

Purification: Protein A + Protein G affinity chromatography

Clone number: H10-2

Traits: Liquid

Concentration: 0.96mg/mL

UOM: 200µL

Cross Reactivity: Porcine

Applications: WB; IHC; ICC; IP.

[IMMUNOGEN]

Immunogen: Recombinant PIIINP (Gln24~Pro153) expressed in *E.coli*

Accession No.: RPA573Hu01

[APPLICATIONS]

Western blotting: 0.01-6µg/mL;

Immunohistochemistry: 5-50µg/mL;

Immunocytochemistry: 5-50µg/mL;

Optimal working dilutions must be determined by end user.

[FORMULATION]

Form & Buffer: Supplied as solution form in 0.01M PBS, pH7.4, containing 0.05% Proclin-300, 50% glycerol.

[STORAGE AND STABILITY]

Storage: Avoid repeated freeze/thaw cycles.

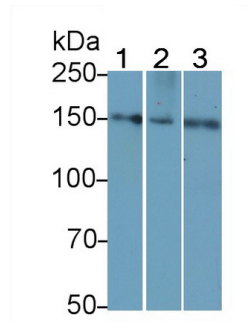
Store at 4°C for frequent use.

Aliquot and store at -20°C for 24 months.

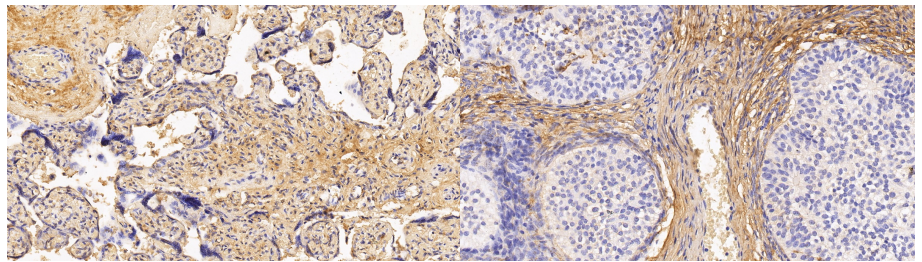
Stability Test: The thermal stability is described by the loss rate. The loss rate was determined

by accelerated thermal degradation test, that is, incubate the protein at 37°C for 48h, and no obvious degradation and precipitation were observed. The loss rate is less than 5% within the expiration date under appropriate storage condition.

[IDENTIFICATION]

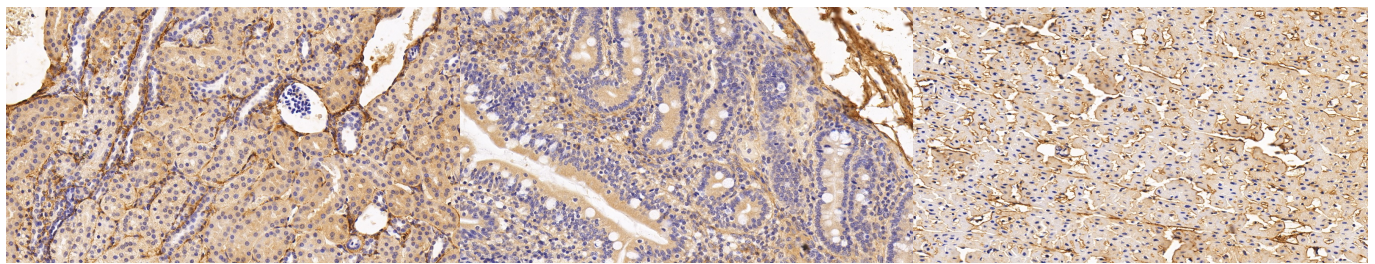


Western Blot; Sample: Lane1: Porcine cell lysate; Lane2: Human Placenta lysate; Lane3: Human Serum Primary Ab: 0.8?g/ml Mouse Anti-Human PIIINP Antibody Second Ab: 0.2µg/mL HRP-Linked Caprine Anti-Mouse IgG Polyclonal Antibody (Catalog: SAA544Mu19)



DAB staining on IHC-P; Sample: Human Placenta Tissue; Primary Ab: 20µg/ml Mouse Anti-Human PIIINP Antibody Second Ab: 2µg/mL HRP-Linked Caprine Anti-Mouse IgG Polyclonal Antibody (Catalog: SAA544Mu19)

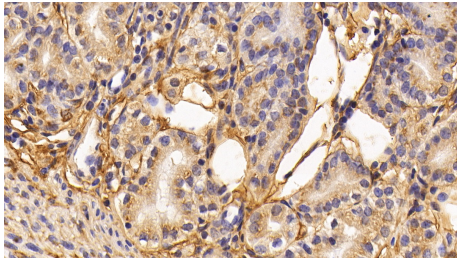
DAB staining on IHC-P; Sample: Human Ovary Tissue; Primary Ab: 20µg/ml Mouse Anti-Human PIIINP Antibody Second Ab: 2µg/mL HRP-Linked Caprine Anti-Mouse IgG Polyclonal Antibody (Catalog: SAA544Mu19)



DAB staining on IHC-P; Sample: Human Kidney Tissue; Primary Ab: 20µg/ml Mouse Anti-Human PIIINP Antibody Second Ab: 2µg/mL HRP-Linked Caprine Anti-Mouse IgG Polyclonal Antibody (Catalog: SAA544Mu19)

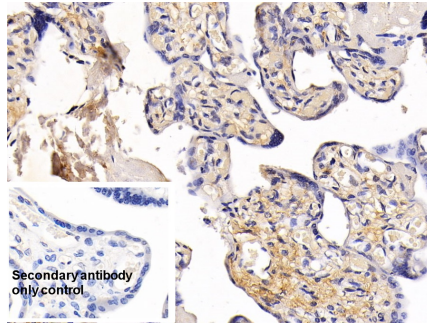
DAB staining on IHC-P; Sample: Human Small intestine Tissue; Primary Ab: 20µg/ml Mouse Anti-Human PIIINP Antibody Second Ab: 2µg/mL HRP-Linked Caprine Anti-Mouse IgG Polyclonal Antibody (Catalog: SAA544Mu19)

DAB staining on IHC-P; Sample: Human Cardiac Muscle Tissue; Primary Ab: 20µg/ml Mouse Anti-Human PIIINP Antibody Second Ab: 2µg/mL HRP-Linked Caprine Anti-Mouse IgG Polyclonal Antibody (Catalog: SAA544Mu19)



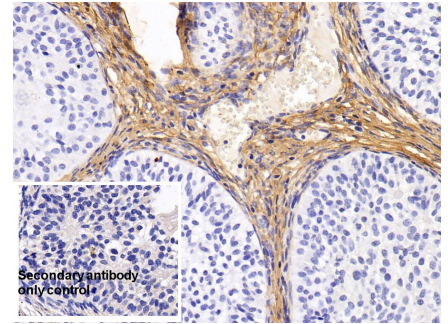
DAB staining on IHC-P;

Sample: Human Stomach Tissue;
 Primary Ab: 20µg/ml Mouse Anti-Human PIIINP Antibody
 Second Ab: 2µg/mL HRP-Linked Caprine Anti-Mouse IgG Polyclonal Antibody
 (Catalog: SAA544Mu19)



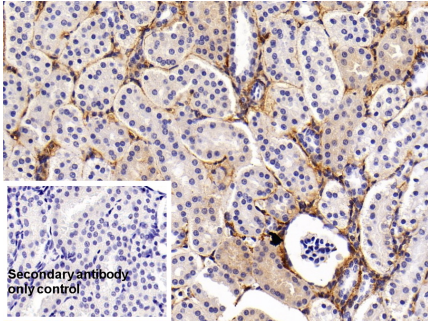
DAB staining on IHC-P;

Sample: Human Placenta Tissue
 Primary Ab: 20µg/ml Mouse Anti-Human PIIINP Antibody
 Control: Used PBS instead of primary antibody
 Second Ab: 2µg/ml HRP-Linked Caprine Anti-Mouse IgG Polyclonal Antibody
 (Catalog: SAA544Mu19)



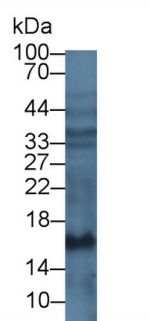
DAB staining on IHC-P;

Sample: Human Ovary Tissue
 Primary Ab: 20µg/ml Mouse Anti-Human PIIINP Antibody
 Control: Used PBS instead of primary antibody
 Second Ab: 2µg/ml HRP-Linked Caprine Anti-Mouse IgG Polyclonal Antibody
 (Catalog: SAA544Mu19)



DAB staining on IHC-P;

Sample: Human Kidney Tissue
 Primary Ab: 20µg/ml Mouse Anti-Human PIIINP Antibody
 Control: Used PBS instead of primary antibody
 Second Ab: 2µg/ml HRP-Linked Caprine Anti-Mouse IgG Polyclonal Antibody
 (Catalog: SAA544Mu19)



Western Blot; Sample: Human HepG2 cell lysate;

Primary Ab: 6µg/ml Mouse Anti-Multi-species PIIINP Antibody
 Second Ab: 0.2µg/ml HRP-Linked Caprine Anti-Mouse IgG Polyclonal Antibody
 (Catalog: SAA544Mu19)

[IMPORTANT NOTE]

The kit is designed for research use only, we will not be responsible for any issue if the kit was used in clinical diagnostic or any other procedures.