

**MAA710Hu24**

**Monoclonal Antibody to Prothrombin Fragment 1+2 (F1+2)**

**Organism Species: *Homo sapiens* (Human)**

***Instruction manual***

FOR RESEARCH USE ONLY

NOT FOR USE IN CLINICAL DIAGNOSTIC PROCEDURES

---

13th Edition (Revised in Aug, 2023)

**[ PROPERTIES ]**

**Source:** Monoclonal antibody preparation

**Host:** Mouse

**Antibody isotype:** IgG2a Lambda

**Purification:** Protein A + Protein G affinity chromatography

**Clone number:** D3

**Traits:** Liquid

**Concentration:** 1mg/ml

**UOM:** 100µl

**Cross Reactivity:** Porcine

**Applications:** WB; IHC

**[ IMMUNOGEN ]**

**Immunogen:** Recombinant F1+2 (Ala44~Arg327) expressed in *E.coli*

**Accession No.:** RPA710Hu01

**[ APPLICATIONS ]**

Western blotting: 0.01-2µg/mL;

Immunohistochemistry: 5-20µg/mL;

Optimal working dilutions must be determined by end user.

**[ FORMULATION ]**

**Form & Buffer:** Supplied as solution form in 0.01M PBS, pH7.4, containing 0.05% Proclin-300, 50% glycerol.

**[ STORAGE AND STABILITY ]**

**Storage:** Avoid repeated freeze/thaw cycles.

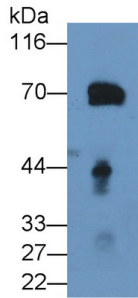
Store at 4°C for frequent use.

Aliquot and store at -20°C for 24 months.

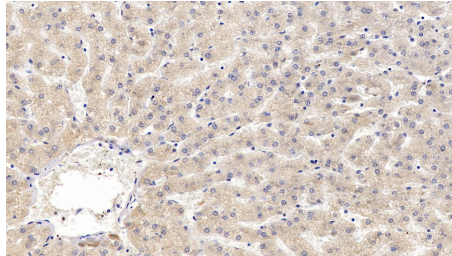
**Stability Test:** The thermal stability is described by the loss rate. The loss rate was determined by accelerated thermal degradation test, that is, incubate the protein at 37°C for 48h, and no

obvious degradation and precipitation were observed. The loss rate is less than 5% within the expiration date under appropriate storage condition.

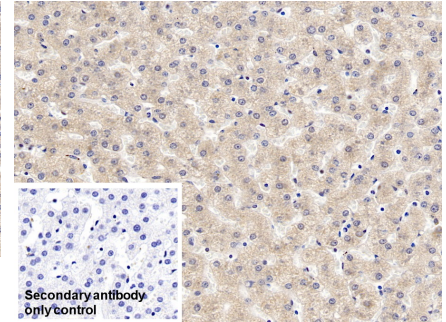
**[ IDENTIFICATION ]**



Western Blot; Sample: Human Serum  
 Primary Ab: 2µg/ml Mouse Anti-Human F1+2 Antibody  
 Second Ab: 0.2µg/mL HRP-Linked Caprine Anti-Mouse IgG Polyclonal Antibody (Catalog: SAA544Mu19)



DAB staining on IHC-P; Sample: Human Liver Tissue; Primary Ab: 10µg/ml Mouse Anti-Human F1+2 Antibody  
 Second Ab: 2µg/mL HRP-Linked Caprine Anti-Mouse IgG Polyclonal Antibody (Catalog: SAA544Mu19)



DAB staining on IHC-P; Sample: Human Liver Tissue  
 Primary Ab: 10µg/ml Mouse Anti-Human F1 2 Antibody  
 Control: Used PBS instead of primary antibody  
 Second Ab: 2µg/ml HRP-Linked Caprine Anti-Mouse IgG Polyclonal Antibody (Catalog: SAA544Mu19)

**[ IMPORTANT NOTE ]**

The kit is designed for research use only, we will not be responsible for any issue if the kit was used in clinical diagnostic or any other procedures.