

MAB703Hu21

Monoclonal Antibody to TATA Binding Protein (TBP)

Organism Species: *Homo sapiens (Human)*

Instruction manual

FOR RESEARCH USE ONLY

NOT FOR USE IN CLINICAL DIAGNOSTIC PROCEDURES

12th Edition (Revised in Aug, 2016)

[PROPERTIES]

Source: Monoclonal antibody preparation

Host: Mouse

Antibody isotype: IgG2a Kappa

Purification: Protein A + Protein G affinity chromatography

Clone number: C3

Traits: Liquid

Concentration: 1mg/ml

UOM: 100µl

Cross Reactivity: Mouse;Rat;Cavia;Canine;Porcine;Caprine;Ovine

Applications: WB

[IMMUNOGEN]

Immunogen: Recombinant TBP (Ile25~Thr339) expressed in *E.coli*

Accession No.: RPB703Hu01

[APPLICATIONS]

Western blotting: 0.5-2µg/mL;

Optimal working dilutions must be determined by end user.

[FORMULATION]

Form & Buffer: Supplied as solution form in 0.01M PBS, pH7.4, containing 0.05% Proclin-300, 50% glycerol.

[STORAGE AND STABILITY]

Storage: Avoid repeated freeze/thaw cycles.

Store at 4°C for frequent use.

Aliquot and store at -20°C for 24 months.

Stability Test: The thermal stability is described by the loss rate. The loss rate was determined by accelerated thermal degradation test, that is, incubate the protein at 37°C for 48h, and no obvious degradation and precipitation were observed. The loss rate is less than 5% within the

expiration date under appropriate storage condition.

[IDENTIFICATION]


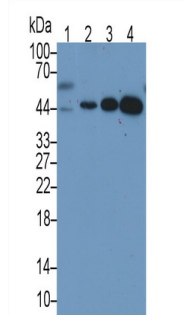
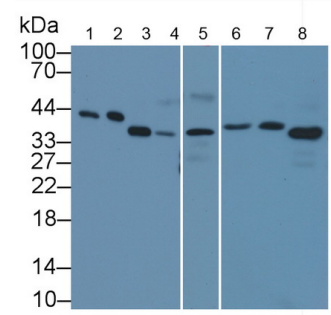


Figure. Western Blot; Sample: Recombinant TBP, Human.



Western Blot; Sample: Lane1: Porcine Liver lysate; Lane2: Human HeLa cell lysate; Lane3: Human 293T cell lysate; Lane4: Human Jurkat cell lysate
 Primary Ab: 1µg/ml Mouse Anti-Human TBP Antibody
 Second Ab: 0.2µg/mL HRP-Linked Rabbit Anti-Mouse IgG Polyclonal Antibody
 (Catalog: SAA544Mu19)



Western Blot Sample: Lane1: Human Lung lysate; Lane2: 293T cell lysate; Lane3: Cavia Testis lysate; Lane4: Cavia Kidney lysate; Lane5: Mouse Testis lysate; Lane6: Caprine Testis lysate; Lane7: Porcine Kidney lysate; Lane8: Rat Testis lysate;
 Primary Ab: 1µg/ml Mouse Anti-Human TBP Antibody
 Second Ab: 0.2µg/mL HRP-Linked Rabbit Anti-Mouse IgG Polyclonal Antibody
 (Catalog: SAA544Mu19)

[IMPORTANT NOTE]

The kit is designed for research use only, we will not be responsible for any issue if the kit was used in clinical diagnostic or any other procedures.