

**MAE260Hu21**

**Monoclonal Antibody to Tryptophan-2,3-dioxygenase (TDO)**

**Organism Species: *Homo sapiens (Human)***

***Instruction manual***

FOR RESEARCH USE ONLY

NOT FOR USE IN CLINICAL DIAGNOSTIC PROCEDURES

---

13th Edition (Revised in Aug, 2023)

**[ PROPERTIES ]**

**Source:** Monoclonal antibody preparation

**Host:** Mouse

**Antibody isotype:** IgG2b Kappa

**Purification:** Protein A + Protein G affinity chromatography

**Clone number:** C1

**Traits:** Liquid

**Concentration:** 1mg/mL

**UOM:** 100 $\mu$ L

**Cross Reactivity:** Rat

**Applications:** WB; IHC

**[ IMMUNOGEN ]**

**Immunogen:** Recombinant TDO (Met1~Asp406) expressed in *E.coli*

**Accession No.:** RPE260Hu01

**[ APPLICATIONS ]**

Western blotting: 0.01-3 $\mu$ g/mL;

Immunohistochemistry: 5-30 $\mu$ g/mL;

Optimal working dilutions must be determined by end user.

**[ FORMULATION ]**

**Form & Buffer:** Supplied as solution form in 0.01M PBS, pH7.4, containing 0.05% Proclin-300, 50% glycerol.

**[ STORAGE AND STABILITY ]**

**Storage:** Avoid repeated freeze/thaw cycles.

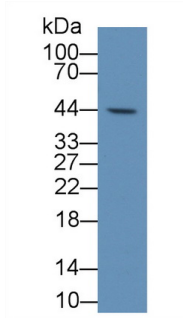
Store at 4°C for frequent use.

Aliquot and store at -20°C for 24 months.

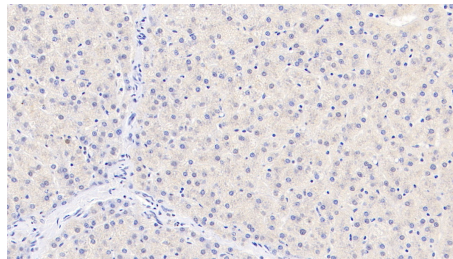
**Stability Test:** The thermal stability is described by the loss rate. The loss rate was determined by accelerated thermal degradation test, that is, incubate the protein at 37°C for 48h, and no

obvious degradation and precipitation were observed. The loss rate is less than 5% within the expiration date under appropriate storage condition.

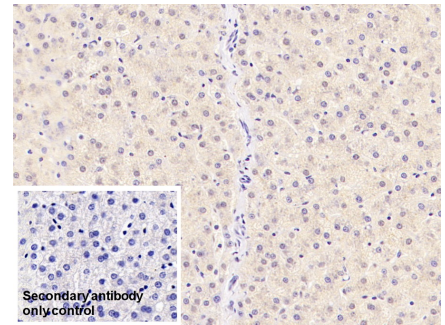
**[ IDENTIFICATION ]**



Western Blot; Sample: Rat Liver lysate;  
 Primary Ab: 3µg/ml Mouse Anti-Human  
 TDO Antibody  
 Second Ab: 0.2µg/mL HRP-Linked  
 Caprine Anti-Mouse IgG Polyclonal  
 Antibody  
 (Catalog: SAA544Mu19)



DAB staining on IHC-P; Sample:  
 Human Liver Tissue; Primary Ab:  
 30µg/ml Mouse Anti-Human TDO  
 Antibody Second Ab: 2µg/mL HRP-  
 Linked Caprine Anti-Mouse IgG  
 Polyclonal Antibody (Catalog:  
 SAA544Mu19)



DAB staining on IHC-P;  
 Sample: Human Liver Tissue  
 Primary Ab: 30µg/ml Mouse Anti-  
 Human TDO Antibody  
 Control: Used PBS instead of primary  
 antibody  
 Second Ab: 2µg/ml HRP-Linked  
 Caprine Anti-Mouse IgG Polyclonal  
 Antibody  
 (Catalog: SAA544Mu19)

**[ IMPORTANT NOTE ]**

The kit is designed for research use only, we will not be responsible for any issue if the kit was used in clinical diagnostic or any other procedures.