

**CPG408Ge21 100µg****OVA Conjugated Flavin Adenine Dinucleotide (FAD)*****Instruction manual***

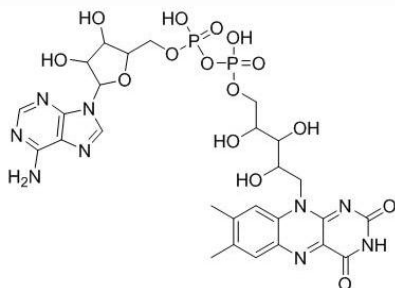
FOR IN VITRO USE AND RESEARCH USE ONLY  
NOT FOR USE IN CLINICAL DIAGNOSTIC PROCEDURES

---

---

11th Edition (Revised in May, 2016)

## [ **PROPERTIES** ]

**Source:** Protein Conjugation**Original Structure:****Original Chemical Formula:** C<sub>27</sub>H<sub>33</sub>N<sub>9</sub>O<sub>15</sub>P<sub>2</sub>**Original Mol. Mass:** 785.6Da**Purity:** >90%**Traits:** Freeze-dried powder.**Buffer Formulation:** PBS, pH7.4.**Applications:** Immunogen; Coating Antigen; ELISA; SDS-PAGE.

## [ **USAGE** ]

Reconstitute in PBS (pH7.4) to a concentration of 0.1-1.0 mg/mL. Do not vortex.

## [ **STORAGE AND STABILITY** ]

**Storage:** Avoid repeated freeze/thaw cycles.

Store at 2-8°C for one month.

Aliquot and store at -80°C for 12 months.

**Stability Test:** The thermal stability is described by the loss rate. The loss rate was determined by accelerated thermal degradation test, that is, incubate the protein at 37°C for 48h, and no obvious degradation and precipitation were observed. The loss rate is less than 5% within the expiration date under appropriate storage condition.

## [ IDENTIFICATION ]

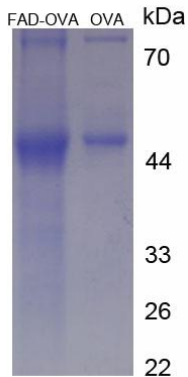


Figure 1. SDS-PAGE

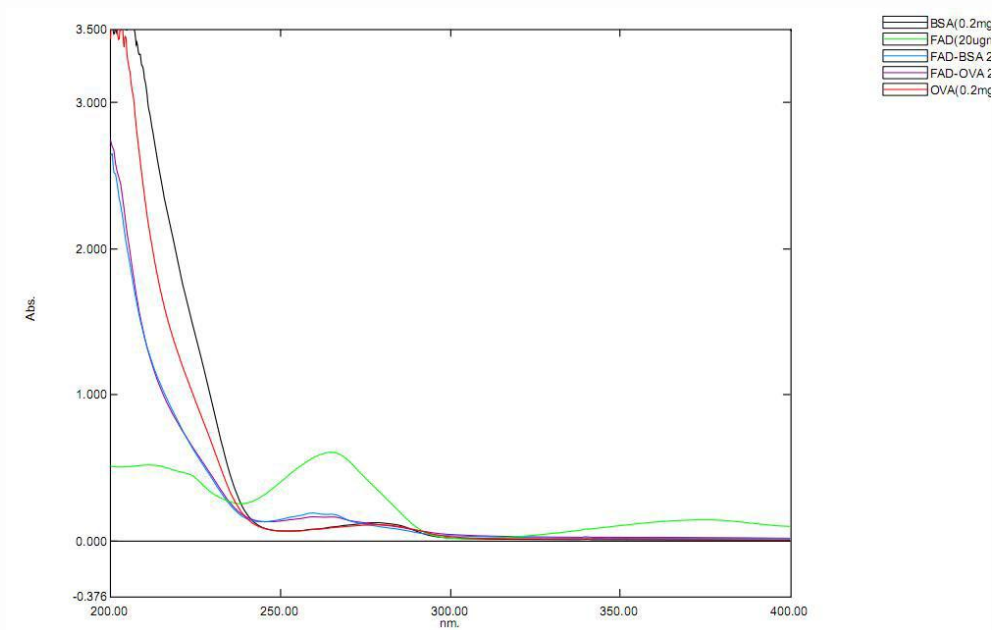


Figure 2. UV-spectrum