

**CPA231Mu21 100µg**

**OVA Conjugated Urocortin 1 (UCN1)**

**Organism Species: Mus musculus (Mouse)**

***Instruction manual***

FOR IN VITRO USE AND RESEARCH USE ONLY

NOT FOR USE IN CLINICAL DIAGNOSTIC PROCEDURES

---

---

11th Edition (Revised in May, 2016)

## **[ PROPERTIES ]**

**Source:** Protein Conjugation

**Purity:** >90%

**Traits:** Freeze-dried powder.

**Buffer formulation:** PBS, pH7.4.

**Applications:** Immunogen; Coating Antigen; Blocking Peptide; ELISA.

## **[ USAGE ]**

Reconstitute in PBS (pH7.4) to a concentration of 0.1-1.0 mg/mL. Do not vortex.

## **[ STORAGE AND STABILITY ]**

**Storage:** Avoid repeated freeze/thaw cycles.

Store at 2-8°C for one month.

Aliquot and store at -80°C for 12 months.

**Stability Test:** The thermal stability is described by the loss rate. The loss rate was determined by accelerated thermal degradation test, that is, incubate the protein at 37°C for 48h, and no obvious degradation and precipitation were observed. The loss rate is less than 5% within the expiration date under appropriate storage condition.

## **[ SEQUENCE ]**

ELARTQSQR

SID LTFHLLRTLL

[ IDENTIFICATION ]

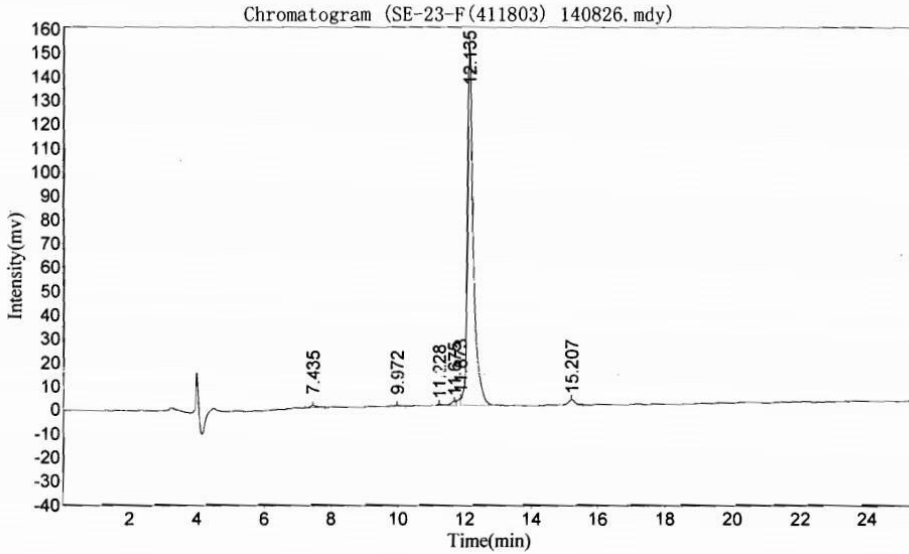


Figure 1. HPLC of the Original Peptide

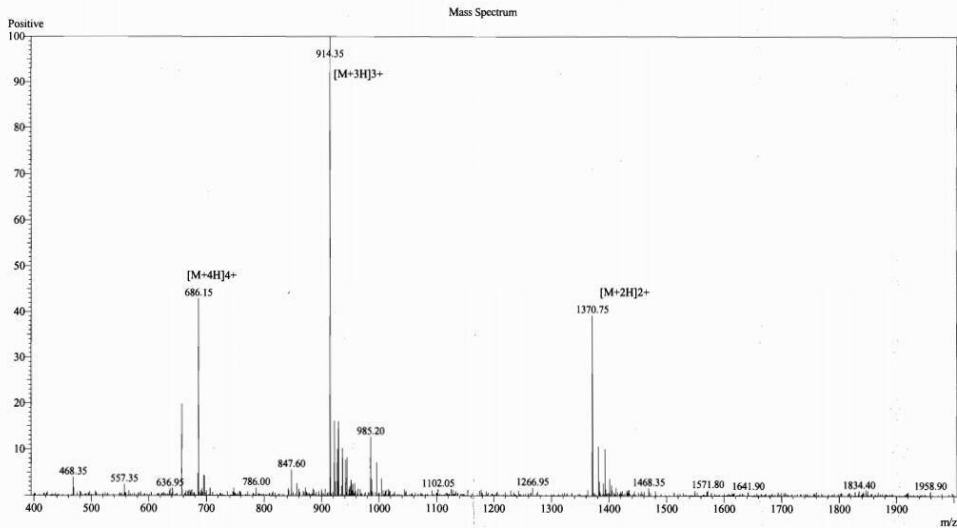
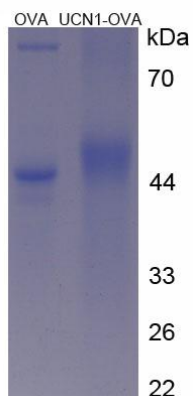


Figure 2. MASS Spectrometry of the Original Peptide



**Figure 3. SDS-PAGE of OVA Conjugated UCN1**