



**CPK911Ge21 100µg
OVA Conjugated Vanillin (Van)
*Instruction manual***

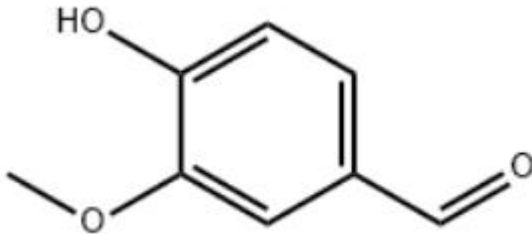
FOR RESEARCH USE ONLY
NOT FOR USE IN CLINICAL DIAGNOSTIC PROCEDURES

13th Edition (Revised in Aug, 2023)

[PROPERTIES]

Source: Protein Conjugation

Original Structure:



Original Chemical Formula: C₈H₈O₃

Original Mol. Mass: 152.15Da

Purity: >90%

Traits: Freeze-dried powder.

Buffer formulation: 10mM PBS, pH7.4.

Applications: Immunogen; SDS-PAGE.

[USAGE]

Reconstitute in 10mM PBS (pH7.4) to a concentration of 0.1-1.0 mg/mL. Do not vortex.

[STORAGE AND STABILITY]

Storage: Avoid repeated freeze/thaw cycles.

Store at 2-8°C for one month.

Aliquot and store at -80°C for 12 months.

Stability Test: The thermal stability is described by the loss rate. The loss rate was determined by accelerated thermal degradation test, that is, incubate the protein at 37°C for 48h, and no obvious degradation and precipitation were observed. The loss rate is less than 5% within the expiration date under appropriate storage condition.

[IDENTIFICATION]

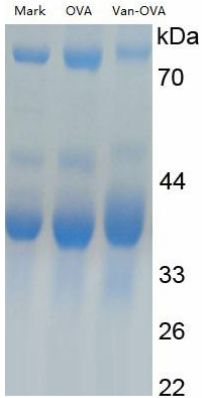


Figure 1. SDS-PAGE of OVA Conjugated

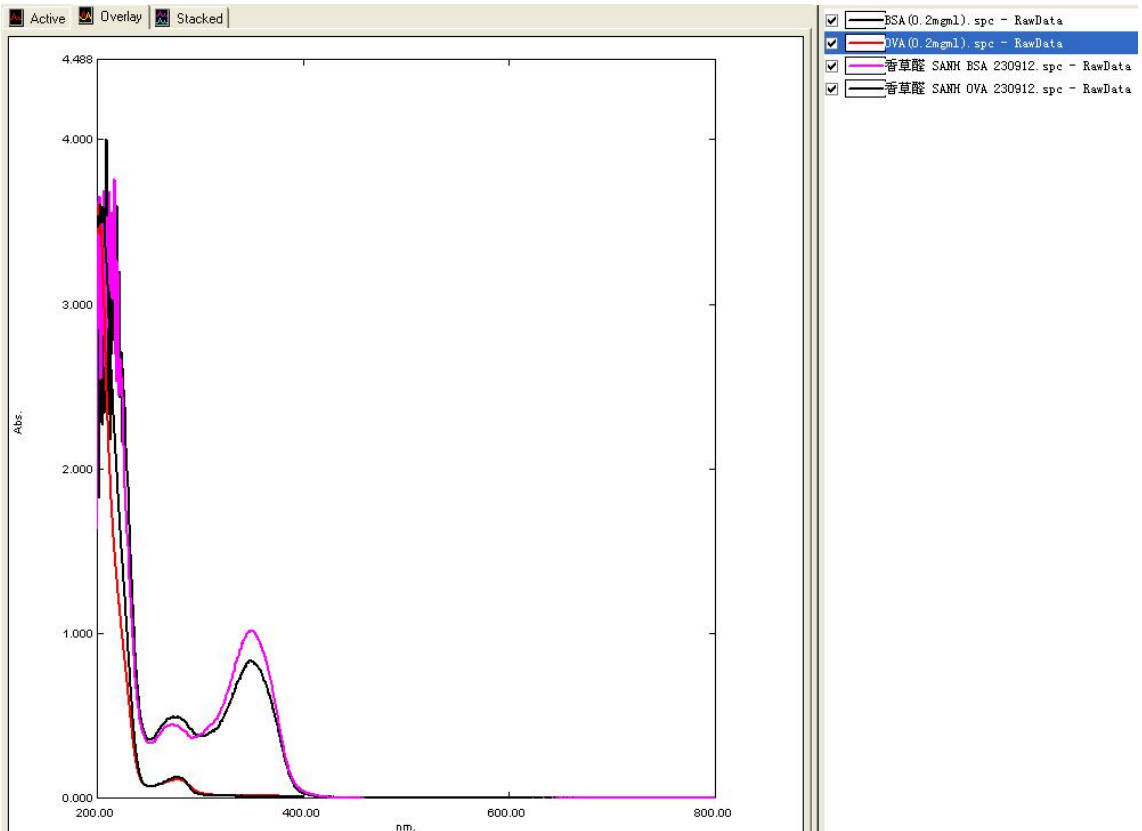


Figure 2. UV-spectrum

[IMPORTANT NOTE]

The kit is designed for research use only, we will not be responsible for any issue if the kit was used in clinical diagnostic or any other procedures.