

PAD939Hu01

Polyclonal Antibody to 5'-Nucleotidase, Mitochondrial (NT5M)

Organism Species: *Homo sapiens (Human)*

Instruction manual

FOR RESEARCH USE ONLY

NOT FOR USE IN CLINICAL DIAGNOSTIC PROCEDURES

13th Edition (Revised in Aug, 2023)

[**PROPERTIES**]

Source: Polyclonal antibody preparation

Host: Rabbit

Purification: Antigen-specific affinity chromatography followed by Protein A affinity chromatography

Traits: Liquid

Concentration: 500µg/mL

UOM: 100µL

Cross Reactivity: Mouse

Applications: WB,IHC

[**IMMUNOGEN**]

Immunogen: Recombinant NT5M (Val38~Cys228) expressed in *E.coli*

Accession No.: RPD939Hu01

[**APPLICATIONS**]

Western blotting: 0.5-2µg/mL

Immunohistochemistry: 5-20µg/mL

Immunocytochemistry: 5-20µg/mL

Optimal working dilutions must be determined by end user.

[**FORMULATION**]

Form & Buffer: Supplied as solution form in 0.01M PBS, pH7.4, containing 0.05% Proclin-300, 50% glycerol.

[**STORAGE AND STABILITY**]

Storage: Avoid repeated freeze/thaw cycles.

Store at 4°C for frequent use.

Aliquot and store at -20°C for 24 months.

Stability Test: The thermal stability is described by the loss rate. The loss rate was determined by accelerated thermal degradation test, that is, incubate the protein at 37°C for 48h, and no

obvious degradation and precipitation were observed. The loss rate is less than 5% within the expiration date under appropriate storage condition.

[IDENTIFICATION]


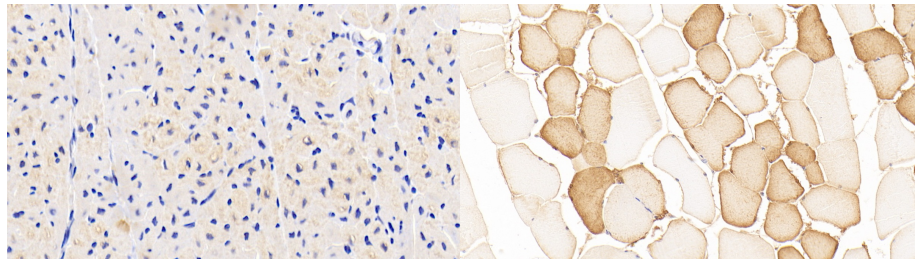
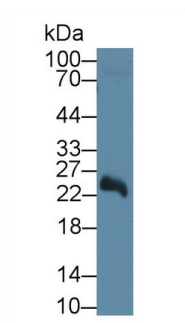


Figure. Western Blot; Sample: Recombinant NT5M, Human.



DAB staining on IHC-P; Samples: Human Cardiac Muscle Tissue; Primary Ab: 20µg/mL Rabbit Anti-Human NT5M Antibody Second Ab: 2µg/mL HRP-Linked Caprine Anti-Rabbit IgG Polyclonal Antibody (Catalog: SAA544Rb19)

DAB staining on IHC-P; Samples: Human Skeletal muscle Tissue; Primary Ab: 20µg/mL Rabbit Anti-Human NT5M Antibody Second Ab: 2µg/mL HRP-Linked Caprine Anti-Rabbit IgG Polyclonal Antibody (Catalog: SAA544Rb19)



Western Blot; Sample: Mouse Cerebrum lysate; Primary Ab: 1µg/mL Rabbit Anti-Human NT5M Antibody Second Ab: 0.2µg/mL HRP-Linked Caprine Anti-Rabbit IgG Polyclonal Antibody (Catalog: SAA544Rb19)

[IMPORTANT NOTE]

The kit is designed for research use only, we will not be responsible for any issue if the kit was used in clinical diagnostic or any other procedures.