

**PAA870Hu01**

**Polyclonal Antibody to Anaplastic Lymphoma Kinase (ALK)**

**Organism Species: *Homo sapiens* (Human)**

***Instruction manual***

FOR RESEARCH USE ONLY

NOT FOR USE IN CLINICAL DIAGNOSTIC PROCEDURES

---

12th Edition (Revised in Aug, 2016)

### **[ PROPERTIES ]**

**Source:** Polyclonal antibody preparation

**Host:** Rabbit

**Purification:** Antigen-specific affinity chromatography followed by Protein A affinity chromatography

**Traits:** Liquid

**Concentration:** 0.49mg/ml

**UOM:** 20µl

**Cross Reactivity:** Mouse;Rat

**Applications:** WB; IHC; ICC; IP.

### **[ IMMUNOGEN ]**

**Immunogen:** Recombinant ALK (Met1348~Ser1611) expressed in *E.coli*

**Accession No.:** RPA870Hu01

### **[ APPLICATIONS ]**

Western blotting: 0.5-3µg/mL;

Immunohistochemistry: 5-30µg/mL;

Immunocytochemistry: 5-30µg/mL;

Optimal working dilutions must be determined by end user.

### **[ FORMULATION ]**

**Form & Buffer:** Supplied as solution form in PBS, pH7.4, containing 0.02% NaN<sub>3</sub>, 50% glycerol.

### **[ STORAGE AND STABILITY ]**

**Storage:** Avoid repeated freeze/thaw cycles.

Store at 4°C for frequent use.

Aliquot and store at -20°C for 12 months.

**Stability Test:** The thermal stability is described by the loss rate. The loss rate was determined by accelerated thermal degradation test, that is, incubate the protein at 37°C for 48h, and no

obvious degradation and precipitation were observed. The loss rate is less than 5% within the expiration date under appropriate storage condition.

**[ IDENTIFICATION ]**


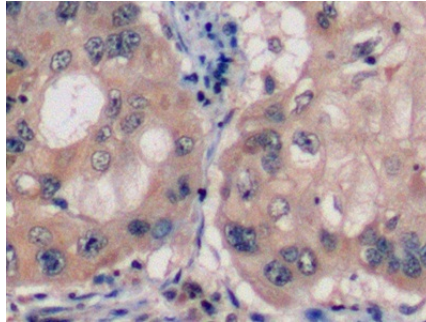



Figure. Western Blot; Sample: Recombinant ALK, Human.



DAB staining on IHC-P;  
 Samples: Human Lymphoma Tissue;  
 Primary Ab: 10µg/ml Rabbit Anti-Human ALK Antibody  
 Second Ab: 2µg/mL HRP-Linked Caprine Anti-Rabbit IgG Polyclonal Antibody  
 (Catalog: SAA544Rb19)



Western Blot; Sample: Human HepG2 cell lysate;  
 Primary Ab: 3µg/ml Rabbit Anti-Human ALK Antibody  
 Second Ab: 0.2µg/mL HRP-Linked Caprine Anti-Rabbit IgG Polyclonal Antibody  
 (Catalog: SAA544Rb19)

**[ IMPORTANT NOTE ]**

The kit is designed for research use only, we will not be responsible for any issue if the kit was used in clinical diagnostic or any other procedures.