

PAA014Rb51

Polyclonal Antibody to Bone Morphogenetic Protein 4 (BMP4)

Organism Species: *Oryctolagus cuniculus* (Rabbit)

Instruction manual

FOR RESEARCH USE ONLY

NOT FOR USE IN CLINICAL DIAGNOSTIC PROCEDURES

12th Edition (Revised in Aug, 2016)

[PROPERTIES]

Source: Polyclonal antibody preparation

Host: Guinea pig

Purification: Antigen-specific affinity chromatography followed by Protein A affinity chromatography

Traits: Liquid

Concentration: 0.74mg/mL

UOM: 100µl

Applications: WB; IHC; ICC; IP.

[IMMUNOGEN]

Immunogen: Recombinant BMP4 (His23~Arg204) expressed in *E.coli*

Accession No.: RPA014Rb01

[APPLICATIONS]

Western blotting: 0.5-5µg/mL;

Immunohistochemistry: 5-20µg/mL;

Immunocytochemistry: 5-20µg/mL;

Optimal working dilutions must be determined by end user.

[FORMULATION]

Form & Buffer: Supplied as solution form in 0.01M PBS, pH7.4, containing 0.05% Proclin-300, 50% glycerol.

[STORAGE AND STABILITY]

Storage: Avoid repeated freeze/thaw cycles.

Store at 4°C for frequent use.

Aliquot and store at -20°C for 12 months.

Stability Test: The thermal stability is described by the loss rate. The loss rate was determined by accelerated thermal degradation test, that is, incubate the protein at 37°C for 48h, and no obvious degradation and precipitation were observed. The loss rate is less than 5% within the

expiration date under appropriate storage condition.

[IDENTIFICATION]


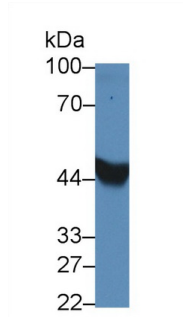
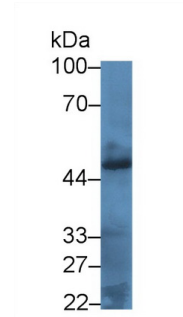


Figure. Western Blot; Sample: Recombinant BMP4, Rabbit.



Western Blot; Sample: Rabbit Serum;
Primary Ab: 5µg/ml Cavia Anti-Rabbit BMP4 Antibody
Second Ab: 0.2µg/mL HRP-Linked Rabbit Anti-Cavia IgG Polyclonal Antibody
(Catalog: SAA544Gu09)



Western Blot; Sample: Rabbit Liver lysate;
Primary Ab: 5µg/ml Cavia Anti-Rabbit BMP4 Antibody
Second Ab: 0.2µg/mL HRP-Linked Rabbit Anti-Cavia IgG Polyclonal Antibody
(Catalog: SAA544Gu09)

[IMPORTANT NOTE]

The kit is designed for research use only, we will not be responsible for any issue if the kit was used in clinical diagnostic or any other procedures.