

PAA627Hu01

Polyclonal Antibody to Caspase 9 (CASP9)

Organism Species: *Homo sapiens* (Human)

Instruction manual

FOR RESEARCH USE ONLY

NOT FOR USE IN CLINICAL DIAGNOSTIC PROCEDURES

13th Edition (Revised in Aug, 2023)

[**PROPERTIES**]

Source: Polyclonal antibody preparation

Host: Rabbit

Purification: Antigen-specific affinity chromatography followed by Protein A affinity chromatography

Traits: Liquid

Concentration: 0.5mg/mL

UOM: 100µL

Cross Reactivity: N/A

Applications: WB; FCM

[**IMMUNOGEN**]

Immunogen: Recombinant CASP9 (Met1~Gly134) expressed in *E.coli*

Accession No.: RPA627Hu01

[**APPLICATIONS**]

Western blotting: 0.01-2µg/mL;

Flow cytometry:20µg/ml;

Optimal working dilutions must be determined by end user.

[**FORMULATION**]

Form & Buffer: Supplied as solution form in 0.01M PBS, pH7.4, containing 0.05% Proclin-300, 50% glycerol.

[**STORAGE AND STABILITY**]

Storage: Avoid repeated freeze/thaw cycles.

Store at 4°C for frequent use.

Aliquot and store at -20°C for 24 months.

Stability Test: The thermal stability is described by the loss rate. The loss rate was determined by accelerated thermal degradation test, that is, incubate the protein at 37°C for 48h, and no

obvious degradation and precipitation were observed. The loss rate is less than 5% within the expiration date under appropriate storage condition.

[IDENTIFICATION]


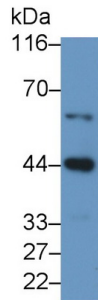
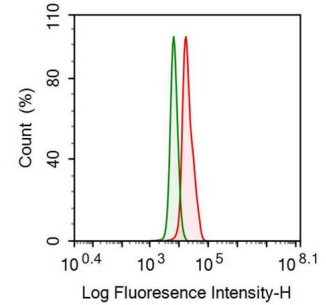


Figure. Western Blot; Sample: Recombinant CASP9, Human.



Western Blot; Sample: HeLa cell lysate
 Primary Ab: 0.5µg/ml Rabbit Anti-Human CASP9 Antibody
 Second Ab: 0.2µg/ml HRP-Linked Caprine Anti-Rabbit IgG Polyclonal Antibody
 (Catalog: SAA544Rb19)



Human HeLa cell was fixed with 2% paraformaldehyde (10 min) , permeabilised with 0.1% BSA-Triton X-100, then stained with 20µg/ml rabbit Anti-human CASP9 Polyclonal Antibody (Catalog PAA627Hu01, red histogram) or Isotype control antibody (Catalog IS067-Rb01, green histogram), followed by 1µg/ml FITC-conjugated Anti-rabbit IgG Secondary Antibody (Catalog SAA544Rb18).

[IMPORTANT NOTE]

The kit is designed for research use only, we will not be responsible for any issue if the kit was used in clinical diagnostic or any other procedures.