

**PAB874Ra02****Polyclonal Antibody to Coagulation Factor VII (F7)****Organism Species: Rattus norvegicus (Rat)*****Instruction manual***

FOR IN VITRO USE AND RESEARCH USE ONLY

NOT FOR USE IN CLINICAL DIAGNOSTIC PROCEDURES

10th Edition (Revised in Jan, 2014)

**[ PRODUCT INFORMATION ]****Immunogen:** F7, Rat**Clonality:** Polyclonal**Host:** Rabbit**Immunoglobulin Type:** IgG**Purification:** Affinity Chromatography.**Applications:** WB, ICC, IHC-P, IHC-F, ELISA**Concentration:** 200µg/mL**UOM:** 100µg**[ IMMUNOGEN INFORMATION ]****Immunogen:** Recombinant F7 (Ala315~Asp433) with N-terminal His-Tag expressed in *E.coli*.**Accession No.:** RPB874Ra02**[ ANTIBODY SPECIFICITY ]**

The antibody is a rabbit polyclonal antibody raised against F7. It has been selected for its ability to recognize F7 in immunohistochemical staining and western blotting.

**[ APPLICATIONS ]**

Western blotting: 1:50-400

Immunocytochemistry in formalin fixed cells: 1:50-500

Immunohistochemistry in formalin fixed frozen section: 1:50-500

Immunohistochemistry in paraffin section: 1:10-100

Enzyme-linked Immunosorbent Assay: 1:100-5000

Optimal working dilutions must be determined by end user.

## [ CONTENTS ]

**Form & Buffer:** Supplied as solution form in PBS, pH7.4, containing 0.02% NaN<sub>3</sub>, 50% glycerol.

## [ QUALITY CONTROL ]

**Content:** The quality control contains recombinant F7 (Ala315~Asp433) disposed in loading buffer.

**Usage:** 10uL per well when 3,3'-Diaminobenzidine(DAB) as the substrate.  
5uL per well when used in enhanced chemiluminescent (ECL).


**Note:** The quality control is specifically manufactured as the positive control. Not used for other purposes.

**Loading Buffer:** 100mM Tris(pH8.8), 2% SDS, 200mM NaCl, 50% glycerol, BPB 0.01%, NaN<sub>3</sub> 0.02%.

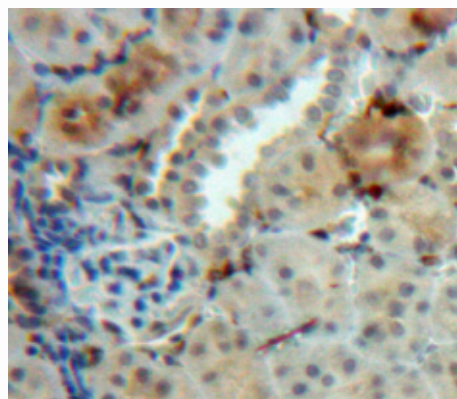
## [ STORAGE ]

Store at 4°C for frequent use. Stored at -20°C in a manual defrost freezer for one year without detectable loss of activity. Avoid repeated freeze-thaw cycles.

## [ IMAGES ]



Used in Western Blot, Sample:  
Recombinant F7, Rat



Used in DAB staining on formalin fixed  
paraffin- embedded liver tissue

**PAB874Ra02**


**Polyclonal Antibody to Coagulation Factor VII (F7)**

**Organism Species: Rattus norvegicus (Rat)**

***Instruction manual***

FOR IN VITRO USE AND RESEARCH USE ONLY

NOT FOR USE IN CLINICAL DIAGNOSTIC PROCEDURES



Used in Western Blot, Sample:

Lane1: Rat Serum

Lane2: Rat Placenta Tissue

Lane3: Rat Blood Cells

Primary Ab: 2 $\mu$ g/mL Rabbit Anti-Rat F7 Ab

Second Ab: 1:1000 Dilution of HRP-Linked Guinea pig  
Anti-Rabbit Ab (Catalog: SECab05)