

PAB210Hu01

Polyclonal Antibody to Contactin 4 (CNTN4)

Organism Species: *Homo sapiens (Human)*

Instruction manual

FOR RESEARCH USE ONLY

NOT FOR USE IN CLINICAL DIAGNOSTIC PROCEDURES

13th Edition (Revised in Aug, 2023)

[PROPERTIES]

Source: Polyclonal antibody preparation

Host: Rabbit

Purification: Antigen-specific affinity chromatography followed by Protein A affinity chromatography

Traits: Liquid

Concentration: 0.5mg/ml

UOM: 100µl

Cross Reactivity: Porcine.

Applications: WB,IHC

[IMMUNOGEN]

Immunogen: Recombinant CNTN4 (Arg731~Asp980 (Accession # Q8IWW2)) expressed in *E.coli*

Accession No.: RPB210Hu01

[APPLICATIONS]

Western blotting: 0.5-3µg/mL;

Immunohistochemistry: 5-30µg/mL;

Immunocytochemistry: 5-30µg/mL;

Optimal working dilutions must be determined by end user.

[FORMULATION]

Form & Buffer: Supplied as solution form in 0.01M PBS, pH7.4, containing 0.05% Proclin-300, 50% glycerol.

[STORAGE AND STABILITY]

Storage: Avoid repeated freeze/thaw cycles.

Store at 4°C for frequent use.

Aliquot and store at -20°C for 24 months.

Stability Test: The thermal stability is described by the loss rate. The loss rate was determined

by accelerated thermal degradation test, that is, incubate the protein at 37°C for 48h, and no obvious degradation and precipitation were observed. The loss rate is less than 5% within the expiration date under appropriate storage condition.

[IDENTIFICATION]

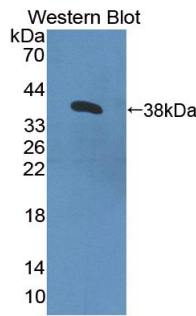

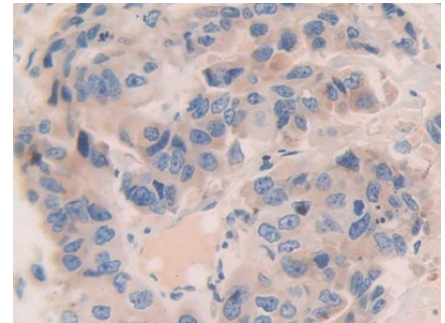


Figure. Western Blot; Sample: Recombinant CNTN4, Human.



Western Blot; Sample: Lane1: HeLa cell lysate; Lane2: Porcine Cerebrum lysate
 Primary Ab: 3µg/ml Rabbit Anti-Human CNTN4 Antibody
 Second Ab: 0.2µg/mL HRP-Linked Caprine Anti-Rabbit IgG Polyclonal Antibody
 (Catalog: SAA544Rb19)



DAB staining on IHC-P;
 Samples: Human Breast cancer Tissue;
 Primary Ab: 10µg/ml Rabbit Anti-Human CNTN4 Antibody
 Second Ab: 2µg/mL HRP-Linked Caprine Anti-Rabbit IgG Polyclonal Antibody
 (Catalog: SAA544Rb19)

[IMPORTANT NOTE]

The kit is designed for research use only, we will not be responsible for any issue if the kit was used in clinical diagnostic or any other procedures.