

PAQ974Mu01

Polyclonal Antibody to Family With Sequence Similarity 19, Member A2 (FAM19A2)

Organism Species: *Mus musculus* (Mouse)

Instruction manual

FOR RESEARCH USE ONLY

NOT FOR USE IN CLINICAL DIAGNOSTIC PROCEDURES

13th Edition (Revised in Aug, 2023)

[PROPERTIES]

Source: Polyclonal antibody preparation

Host: Rabbit

Purification: Antigen-specific affinity chromatography followed by Protein A affinity chromatography

Traits: Liquid

Concentration: 0.5mg/ml

UOM: 100µl

Cross Reactivity: N/A

Applications: WB; IHC

[IMMUNOGEN]

Immunogen: Recombinant FAM19A2 (Ala31~Ser119) expressed in *E.coli*

Accession No.: RPQ974Mu01

[APPLICATIONS]

Western blotting: 0.01-2µg/mL;

Immunohistochemistry: 5-20µg/mL;

Optimal working dilutions must be determined by end user.

[FORMULATION]

Form & Buffer: Supplied as solution form in 0.01M PBS, pH7.4, containing 0.05% Proclin-300, 50% glycerol.

[STORAGE AND STABILITY]

Storage: Avoid repeated freeze/thaw cycles.

Store at 4°C for frequent use.

Aliquot and store at -20°C for 24 months.

Stability Test: The thermal stability is described by the loss rate. The loss rate was determined by accelerated thermal degradation test, that is, incubate the protein at 37°C for 48h, and no obvious degradation and precipitation were observed. The loss rate is less than 5% within the

expiration date under appropriate storage condition.

[IDENTIFICATION]

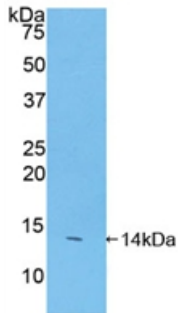
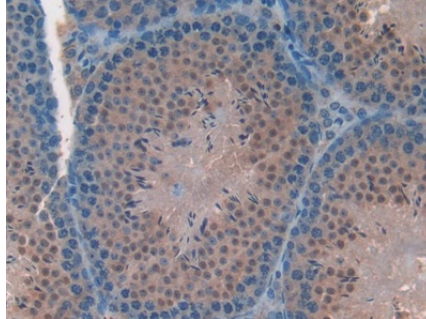
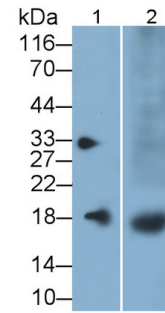


Figure. Western Blot; Sample: Recombinant FAM19A2, Mouse.



DAB staining on IHC-P;
 Samples: Mouse Testis Tissue;
 Primary Ab: 10µg/ml Rabbit Anti-Mouse
 FAM19A2 Antibody
 Second Ab: 2µg/mL HRP-Linked
 Caprine Anti-Rabbit IgG Polyclonal
 Antibody
 (Catalog: SAA544Rb19)



Western Blot; Sample: Lane1: Mouse
 Liver lysate; Lane2: Mouse Cerebrum
 lysate
 Primary Ab: 0.2µg/ml Rabbit Anti-
 Mouse FAM19A2 Antibody
 Second Ab: 0.2µg/mL HRP-Linked
 Caprine Anti-Rabbit IgG Polyclonal
 Antibody
 (Catalog: SAA544Rb19) Selected

[IMPORTANT NOTE]

The kit is designed for research use only, we will not be responsible for any issue if the kit was used in clinical diagnostic or any other procedures.