

PAA551Rb51

Polyclonal Antibody to Fibroblast Growth Factor 2, Basic (FGF2)

Organism Species: *Oryctolagus cuniculus* (Rabbit)

Instruction manual

FOR RESEARCH USE ONLY

NOT FOR USE IN CLINICAL DIAGNOSTIC PROCEDURES

13th Edition (Revised in Aug, 2023)

[PROPERTIES]

Source: Polyclonal antibody preparation

Host: Guinea pig

Purification: Antigen-specific affinity chromatography followed by Protein A affinity chromatography

Traits: Liquid

Concentration: 0.5mg/ml

UOM: 100µl

Cross Reactivity: Human;Mouse;Rat

Applications: WB; IHC; ICC; IP.

[IMMUNOGEN]

Immunogen: Recombinant FGF2 (Phe26~Ala153) expressed in *E.coli*

Accession No.: RPA551Rb01

[APPLICATIONS]

Western blotting: 0.01-2µg/mL

Immunohistochemistry: 5-20µg/mL

Immunocytochemistry: 5-20µg/mL

Optimal working dilutions must be determined by end user.

[FORMULATION]

Form & Buffer: Supplied as solution form in 0.01M PBS, pH7.4, containing 0.05% Proclin-300, 50% glycerol.

[STORAGE AND STABILITY]

Storage: Avoid repeated freeze/thaw cycles.

Store at 4°C for frequent use.

Aliquot and store at -20°C for 24 months.

Stability Test: The thermal stability is described by the loss rate. The loss rate was determined by accelerated thermal degradation test, that is, incubate the protein at 37°C for 48h, and no

obvious degradation and precipitation were observed. The loss rate is less than 5% within the expiration date under appropriate storage condition.

[IDENTIFICATION]


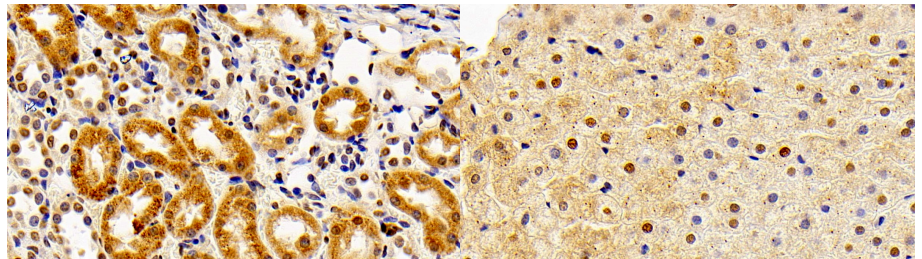
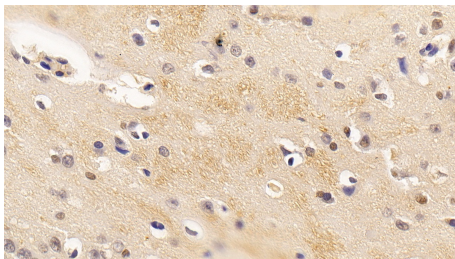


Figure. Western Blot; Sample: Recombinant FGF2, Rabbit.



DAB staining on IHC-P; Samples: Rabbit Kidney Tissue; Primary Ab: 10?g/ml Cavia Anti-Rabbit FGF2 Antibody Second Ab: 2µg/mL HRP-Linked Rabbit Anti-Cavia IgG Polyclonal Antibody (Catalog: SAA544Gu09)

DAB staining on IHC-P; Samples: Rabbit Liver Tissue; Primary Ab: 10?g/ml Cavia Anti-Rabbit FGF2 Antibody Second Ab: 2µg/mL HRP-Linked Rabbit Anti-Cavia IgG Polyclonal Antibody (Catalog: SAA544Gu09)



DAB staining on IHC-P; Samples: Rabbit Cerebrum Tissue; Primary Ab: 10?g/ml Cavia Anti-Rabbit FGF2 Antibody Second Ab: 2µg/mL HRP-Linked Rabbit Anti-Cavia IgG Polyclonal Antibody (Catalog: SAA544Gu09)

[IMPORTANT NOTE]

The kit is designed for research use only, we will not be responsible for any issue if the kit was used in clinical diagnostic or any other procedures.