

**PAJ084Mu01**

**Polyclonal Antibody to Follistatin Like Protein 3 (FSTL3)**

**Organism Species: *Mus musculus* (Mouse)**

***Instruction manual***

FOR RESEARCH USE ONLY

NOT FOR USE IN CLINICAL DIAGNOSTIC PROCEDURES

---

13th Edition (Revised in Aug, 2023)

### [ **PROPERTIES** ]

**Source:** Polyclonal antibody preparation

**Host:** Rabbit

**Purification:** Antigen-specific affinity chromatography followed by Protein A affinity chromatography

**Traits:** Liquid

**Concentration:** 0.5mg/mL

**UOM:** 50µL

**Cross Reactivity:** N/A

**Applications:** WB; IHC

### [ **IMMUNOGEN** ]

**Immunogen:** Recombinant FSTL3 (Val24~Val256) expressed in *E.coli*

**Accession No.:** RPJ084Mu01

### [ **APPLICATIONS** ]

Western blotting: 0.5012µg/mL;

Immunohistochemistry: 5-20µg/mL;

Immunocytochemistry: 5-20µg/mL;

Optimal working dilutions must be determined by end user.

### [ **FORMULATION** ]

**Form & Buffer:** Supplied as solution form in 0.01M PBS, pH7.4, containing 0.05% Proclin-300, 50% glycerol.

### [ **STORAGE AND STABILITY** ]

**Storage:** Avoid repeated freeze/thaw cycles.

Store at 4°C for frequent use.

Aliquot and store at -20°C for 24 months.

**Stability Test:** The thermal stability is described by the loss rate. The loss rate was determined by accelerated thermal degradation test, that is, incubate the protein at 37°C for 48h, and no

obvious degradation and precipitation were observed. The loss rate is less than 5% within the expiration date under appropriate storage condition.

**[ IDENTIFICATION ]**


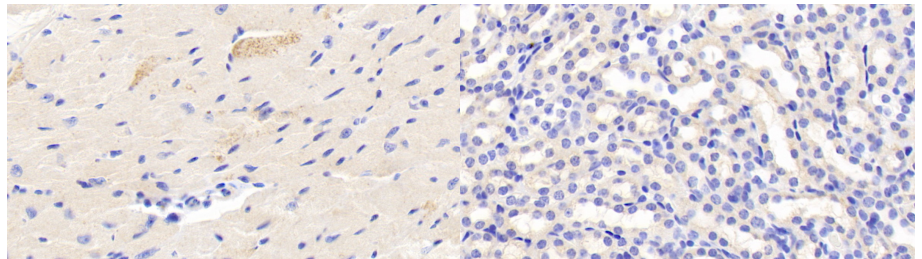
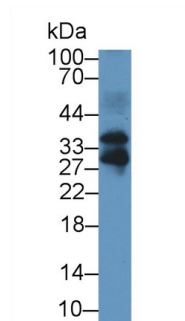


Figure. Western Blot; Sample: Recombinant FSTL3, Mouse.



<p>DAB staining on IHC-P; Samples: Mouse Cardiac Muscle Tissue; Primary Ab: 20?g/ml Rabbit Anti-Mouse FSTL3 Antibody Second Ab: 2µg/mL HRP-Linked Caprine Anti-Rabbit IgG Polyclonal Antibody (Catalog: SAA544Rb19)</p>	<p>DAB staining on IHC-P; Samples: Mouse Kidney Tissue; Primary Ab: 20?g/ml Rabbit Anti-Mouse FSTL3 Antibody Second Ab: 2µg/mL HRP-Linked Caprine Anti-Rabbit IgG Polyclonal Antibody (Catalog: SAA544Rb19)</p>
---	---



Western Blot; Sample: Mouse Lung lysate;  
Primary Ab: 1µg/ml Rabbit Anti-Mouse FSTL3 Antibody  
Second Ab: 0.2µg/mL HRP-Linked Caprine Anti-Rabbit IgG Polyclonal Antibody  
(Catalog: SAA544Rb19)

**[ IMPORTANT NOTE ]**

The kit is designed for research use only, we will not be responsible for any issue if the kit was used in clinical diagnostic or any other procedures.