

PAB877Mu01

Polyclonal Antibody to Forkhead Box P3 (FOXP3)

Organism Species: *Mus musculus* (Mouse)

Instruction manual

FOR RESEARCH USE ONLY

NOT FOR USE IN CLINICAL DIAGNOSTIC PROCEDURES

13th Edition (Revised in Aug, 2023)

[**PROPERTIES**]

Source: Polyclonal antibody preparation

Host: Rabbit

Purification: Antigen-specific affinity chromatography followed by Protein A affinity chromatography

Traits: Liquid

Concentration: 0.5mg/ml

UOM: 20µl

Cross Reactivity: Human

Applications: WB; IHC; ICC; IP.

[**IMMUNOGEN**]

Immunogen: Recombinant FOXP3 (Tyr190~Glu412) expressed in *E.coli*

Accession No.: RPB877Mu01

[**APPLICATIONS**]

Western blotting: 0.01-2µg/mL;

Immunohistochemistry: 5-20µg/mL;

Immunocytochemistry: 5-20µg/mL;

Optimal working dilutions must be determined by end user.

[**FORMULATION**]

Form & Buffer: Supplied as solution form in 0.01M PBS, pH7.4, containing 0.05% Proclin-300, 50% glycerol.

[**STORAGE AND STABILITY**]

Storage: Avoid repeated freeze/thaw cycles.

Store at 4°C for frequent use.

Aliquot and store at -20°C for 24 months.

Stability Test: The thermal stability is described by the loss rate. The loss rate was determined by accelerated thermal degradation test, that is, incubate the protein at 37°C for 48h, and no

obvious degradation and precipitation were observed. The loss rate is less than 5% within the expiration date under appropriate storage condition.

[IDENTIFICATION]

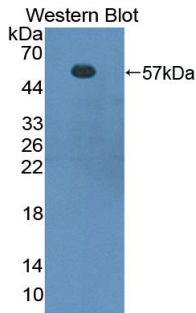
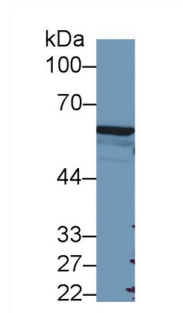
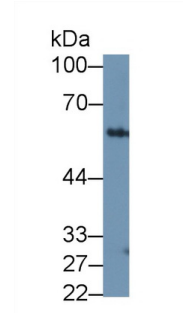


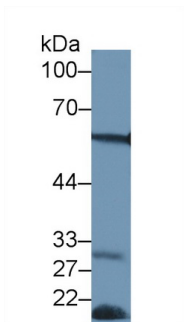
Figure. Western Blot; Sample: Recombinant FOXP3, Mouse.



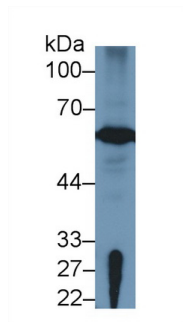
Western Blot; Sample: Human A549 cell lysate;
 Primary Ab: 2µg/ml Rabbit Anti-Mouse FOXP3 Antibody
 Second Ab: 0.2µg/mL HRP-Linked Caprine Anti-Rabbit IgG Polyclonal Antibody
 (Catalog: SAA544Rb19)



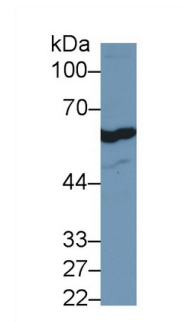
Western Blot; Sample: Mouse Thymus lysate;
 Primary Ab: 2µg/ml Rabbit Anti-Mouse FOXP3 Antibody
 Second Ab: 0.2µg/mL HRP-Linked Caprine Anti-Rabbit IgG Polyclonal Antibody
 (Catalog: SAA544Rb19)



Western Blot; Sample: Mouse Pancreas lysate;
 Primary Ab: 2µg/ml Rabbit Anti-Mouse FOXP3 Antibody
 Second Ab: 0.2µg/mL HRP-Linked Caprine Anti-Rabbit IgG Polyclonal Antibody
 (Catalog: SAA544Rb19)



Western Blot; Sample: Human HeLa cell lysate;
 Primary Ab: 2µg/ml Rabbit Anti-Mouse FOXP3 Antibody
 Second Ab: 0.2µg/mL HRP-Linked Caprine Anti-Rabbit IgG Polyclonal Antibody
 (Catalog: SAA544Rb19)



Western Blot; Sample: Human Jurkat cell lysate;
 Primary Ab: 2µg/ml Rabbit Anti-Mouse FOXP3 Antibody
 Second Ab: 0.2µg/mL HRP-Linked Caprine Anti-Rabbit IgG Polyclonal Antibody
 (Catalog: SAA544Rb19)

[IMPORTANT NOTE]

The kit is designed for research use only, we will not be responsible for any issue if the kit was used in clinical diagnostic or any other procedures.