

PAB931Mu01

Polyclonal Antibody to Fumarase (FUM)

Organism Species: *Mus musculus* (Mouse)

Instruction manual

FOR RESEARCH USE ONLY

NOT FOR USE IN CLINICAL DIAGNOSTIC PROCEDURES

13th Edition (Revised in Aug, 2023)

[PROPERTIES]

Source: Polyclonal antibody preparation

Host: Rabbit

Purification: Antigen-specific affinity chromatography followed by Protein A affinity chromatography

Traits: Liquid

Concentration: 0.5mg/ml

UOM: 100µl

Cross Reactivity: Human;Rat

Applications: WB,IHC

[IMMUNOGEN]

Immunogen: Recombinant FUM (Ala42~Asn185) expressed in *E.coli*

Accession No.: RPB931Mu01

[APPLICATIONS]

Western blotting: 0.01-2µg/mL;

Immunohistochemistry: 5-20µg/mL;

Optimal working dilutions must be determined by end user.

[FORMULATION]

Form & Buffer: Supplied as solution form in 0.01M PBS, pH7.4, containing 0.05% Proclin-300, 50% glycerol.

[STORAGE AND STABILITY]

Storage: Avoid repeated freeze/thaw cycles.

Store at 4°C for frequent use.

Aliquot and store at -20°C for 24 months.

Stability Test: The thermal stability is described by the loss rate. The loss rate was determined by accelerated thermal degradation test, that is, incubate the protein at 37°C for 48h, and no obvious degradation and precipitation were observed. The loss rate is less than 5% within the

expiration date under appropriate storage condition.

[IDENTIFICATION]


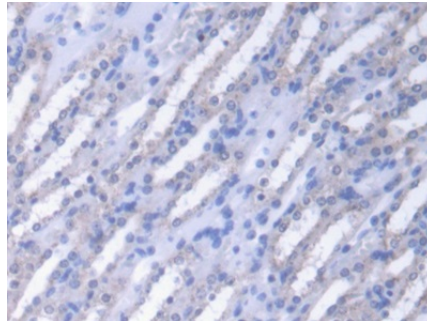
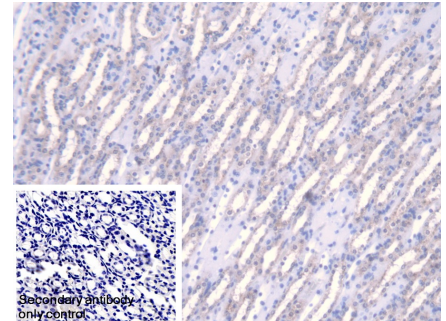


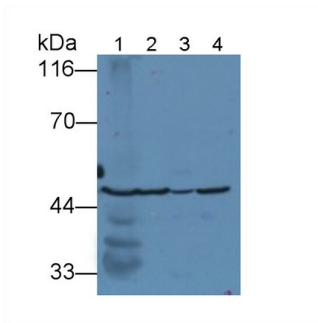
Figure. Western Blot; Sample: Recombinant FUM, Mouse.



DAB staining on IHC-P; Samples: Mouse Kidney Tissue; Primary Ab: 20µg/ml Rabbit Anti-Mouse FUM Antibody Second Ab: 2µg/mL HRP-Linked Caprine Anti-Rabbit IgG Polyclonal Antibody (Catalog: SAA544Rb19)



DAB staining on IHC-P; Sample: Mouse Kidney Tissue Primary Ab: 20µg/ml Rabbit Anti-Mouse FUM Antibody Control: Used PBS instead of primary antibody Second Ab: 2µg/ml HRP-Linked Caprine Anti-Rabbit IgG Polyclonal Antibody (Catalog: SAA544Rb19)



Western Blot; Sample: Lane1: Mouse Liver lysate; Lane2: Rat Liver lysate; Lane3: Mouse Placenta lysate Primary Ab: 1µg/ml Rabbit Anti-Mouse FUM Antibody Second Ab: 0.2µg/mL HRP-Linked Caprine Anti-Rabbit IgG Polyclonal Antibody (Catalog: SAA544Rb19)

[IMPORTANT NOTE]

The kit is designed for research use only, we will not be responsible for any issue if the kit was used in clinical diagnostic or any other procedures.