

**PAE909Hu01**

**Polyclonal Antibody to Histone Deacetylase 9 (HDAC9)**

**Organism Species: *Homo sapiens (Human)***

***Instruction manual***

FOR RESEARCH USE ONLY

NOT FOR USE IN CLINICAL DIAGNOSTIC PROCEDURES

---

13th Edition (Revised in Aug, 2023)

**[ PROPERTIES ]**

**Source:** Polyclonal antibody preparation

**Host:** Rabbit

**Purification:** Antigen-specific affinity chromatography followed by Protein A affinity chromatography

**Traits:** Liquid

**Concentration:** 0.31mg/mL

**UOM:** 10 $\mu$ L

**Cross Reactivity:** Rat

**Applications:** WB; IHC; ICC; IP.

**[ IMMUNOGEN ]**

**Immunogen:** Recombinant HDAC9 (Pro23~Ala343) expressed in *E.coli*

**Accession No.:** RPE909Hu01

**[ APPLICATIONS ]**

Western blotting: 0.01-4 $\mu$ g/mL;

Immunohistochemistry: 5-20 $\mu$ g/mL;

Immunocytochemistry: 5-20 $\mu$ g/mL;

Optimal working dilutions must be determined by end user.

**[ FORMULATION ]**

**Form & Buffer:** Supplied as solution form in PBS, pH7.4, containing 0.02% NaN<sub>3</sub>, 50% glycerol.

**[ STORAGE AND STABILITY ]**

**Storage:** Avoid repeated freeze/thaw cycles.

Store at 4°C for frequent use.

Aliquot and store at -20°C for 24 months.

**Stability Test:** The thermal stability is described by the loss rate. The loss rate was determined by accelerated thermal degradation test, that is, incubate the protein at 37°C for 48h, and no

obvious degradation and precipitation were observed. The loss rate is less than 5% within the expiration date under appropriate storage condition.

**[ IDENTIFICATION ]**


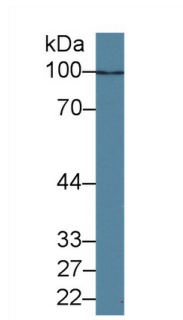
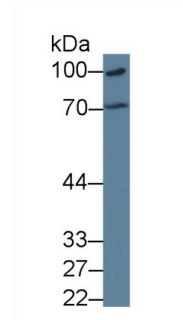


Figure. Western Blot; Sample: Recombinant HDAC9, Human.



Western Blot; Sample: Human K562 cell lysate;  
 Primary Ab: 1.5µg/ml Rabbit Anti-Human HDAC9 Antibody  
 Second Ab: 0.2µg/mL HRP-Linked Caprine Anti-Rabbit IgG Polyclonal Antibody  
 (Catalog: SAA544Rb19)



Western Blot; Sample: Human K562 cell lysate;  
 Primary Ab: 4µg/ml Rabbit Anti-Human HDAC9 Antibody  
 Second Ab: 0.2µg/mL HRP-Linked Caprine Anti-Rabbit IgG Polyclonal Antibody  
 (Catalog: SAA544Rb19)

**[ IMPORTANT NOTE ]**

The kit is designed for research use only, we will not be responsible for any issue if the kit was used in clinical diagnostic or any other procedures.