

PAE130Hu01

Polyclonal Antibody to Lactate Dehydrogenase D (LDHD)

Organism Species: *Homo sapiens (Human)*

Instruction manual

FOR RESEARCH USE ONLY

NOT FOR USE IN CLINICAL DIAGNOSTIC PROCEDURES

13th Edition (Revised in Aug, 2023)

[**PROPERTIES**]

Source: Polyclonal antibody preparation

Host: Rabbit

Purification: Antigen-specific affinity chromatography followed by Protein A affinity chromatography

Traits: Liquid

Concentration: 0.5mg/mL

UOM: 200µL

Cross Reactivity: N/A

Applications: WB; IHC; ICC; IP.

[**IMMUNOGEN**]

Immunogen: Recombinant LDHD (Arg62~Ala265) expressed in *E.coli*

Accession No.: RPE130Hu01

[**APPLICATIONS**]

Western blotting: 0.01-2µg/mL;

Immunohistochemistry: 5-20µg/mL;

Immunocytochemistry: 5-20µg/mL;

Optimal working dilutions must be determined by end user.

[**FORMULATION**]

Form & Buffer: Supplied as solution form in PBS, pH7.4, containing 0.02% NaN₃, 50% glycerol.

[**STORAGE AND STABILITY**]

Storage: Avoid repeated freeze/thaw cycles.

Store at 4°C for frequent use.

Aliquot and store at -20°C for 24 months.

Stability Test: The thermal stability is described by the loss rate. The loss rate was determined by accelerated thermal degradation test, that is, incubate the protein at 37°C for 48h, and no

obvious degradation and precipitation were observed. The loss rate is less than 5% within the expiration date under appropriate storage condition.

[IDENTIFICATION]

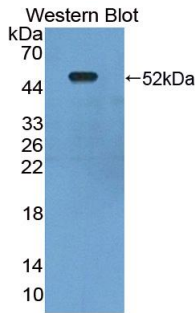
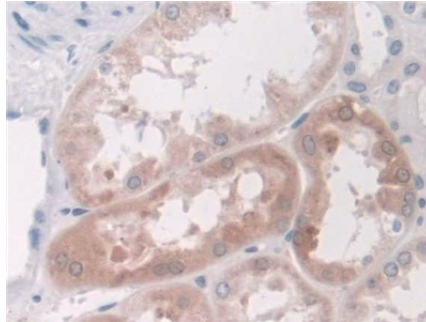
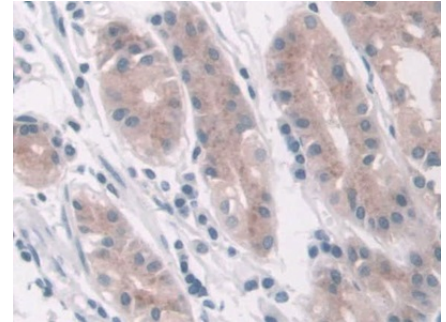


Figure. Western Blot; Sample:
Recombinant LDHD, Human.



DAB staining on IHC-P; Samples:
Human Kidney Tissue; Primary Ab:
10µg/ml Rabbit Anti-Human LDHD
Antibody Second Ab: 2µg/mL HRP-
Linked Caprine Anti-Rabbit IgG
Polyclonal Antibody (Catalog:
SAA544Rb19)



DAB staining on IHC-P;
Samples: Human Stomach Tissue;
Primary Ab: 10µg/ml Rabbit Anti-
Human LDHD Antibody
Second Ab: 2µg/mL HRP-Linked
Caprine Anti-Rabbit IgG Polyclonal
Antibody
(Catalog: SAA544Rb19)

[IMPORTANT NOTE]

The kit is designed for research use only, we will not be responsible for any issue if the kit was used in clinical diagnostic or any other procedures.