

**PAG905Hu01**

**Polyclonal Antibody to Vasorin (VASN)**

**Organism Species: *Homo sapiens (Human)***

***Instruction manual***

FOR RESEARCH USE ONLY

NOT FOR USE IN CLINICAL DIAGNOSTIC PROCEDURES

---

13th Edition (Revised in Aug, 2023)

**[ PROPERTIES ]**

**Source:** Polyclonal antibody preparation

**Host:** Rabbit

**Purification:** Antigen-specific affinity chromatography followed by Protein A affinity chromatography

**Traits:** Liquid

**Concentration:** 0.5mg/ml

**UOM:** 100µl

**Cross Reactivity:** Mouse;Porcine

**Applications:** WB; IHC

**[ IMMUNOGEN ]**

**Immunogen:** Recombinant VASN (Asn298~Gly539) expressed in *E.coli*

**Accession No.:** RPG905Hu01

**[ APPLICATIONS ]**

Western blotting: 0.01-3µg/mL;

Immunohistochemistry: 5-30µg/mL;

Optimal working dilutions must be determined by end user.

**[ FORMULATION ]**

**Form & Buffer:** Supplied as solution form in 0.01M PBS, pH7.4, containing 0.05% Proclin-300, 50% glycerol.

**[ STORAGE AND STABILITY ]**

**Storage:** Avoid repeated freeze/thaw cycles.

Store at 4°C for frequent use.

Aliquot and store at -20°C for 24 months.

**Stability Test:** The thermal stability is described by the loss rate. The loss rate was determined by accelerated thermal degradation test, that is, incubate the protein at 37°C for 48h, and no obvious degradation and precipitation were observed. The loss rate is less than 5% within the

expiration date under appropriate storage condition.

**[ IDENTIFICATION ]**

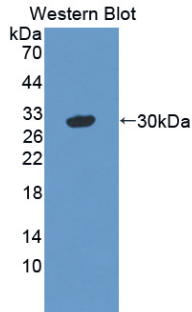
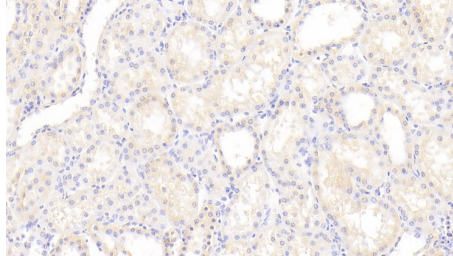
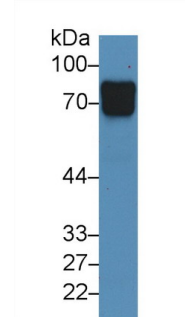


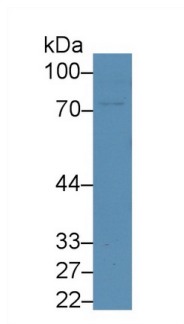
Figure. Western Blot; Sample: Recombinant VASN, Human.



DAB staining on IHC-P; Samples: Human Kidney Tissue; Primary Ab: 20?g/ml Rabbit Anti-Human VASN Antibody Second Ab: 2µg/mL HRP-Linked Caprine Anti-Rabbit IgG Polyclonal Antibody (Catalog: SAA544Rb19)



Western Blot; Sample: Human Urine; Primary Ab: 3µg/ml Rabbit Anti-Human VASN Antibody Second Ab: 0.2µg/mL HRP-Linked Caprine Anti-Rabbit IgG Polyclonal Antibody (Catalog: SAA544Rb19) Selected



Western Blot; Sample: Mouse Cerebrum lysate; Primary Ab: 3µg/ml Rabbit Anti-Human VASN Antibody Second Ab: 0.2µg/mL HRP-Linked Caprine Anti-Rabbit IgG Polyclonal Antibody (Catalog: SAA544Rb19) Selected

**[ IMPORTANT NOTE ]**

The kit is designed for research use only, we will not be responsible for any issue if the kit was

used in clinical diagnostic or any other procedures.